

Information Signs

For buried lines



Digital into the future

Sign world[®]
Werk für Schildersysteme

SignWorld® – quality information signs

Advantages of SignWorld® Aluminum Information signs

- **Stockpiling:** No base plate required, our finished aluminum sign already serves as the base plate, Folder for self-adhesive signs, only minimal space requirement in the vehicle and warehouse
- **Installation effort:** Easy pre-assembly and small number of individual parts
- **Re-labeling:** No disassembly necessary, multiple over-labeling possible
- **Vandalism:** You can't bend, break or burn our signs

NEW! Digital printing on reflective foils

- **Digital printing - we are up to date with the latest technology**

With the investment in state-of-the-art production for digital sign printing, SignWorld® has optimized both the production process as well as the products themselves. We use this resource-efficient method for increased longevity and enhanced cost-effectiveness of DIN information signs and traffic signs.

Through a series of outstanding characteristics, digital printing paves the way for the future of traffic and DIN information signs. The quality of the digital printing, combined with the protection provided by the additional laminate for long-term improved visibility and readability, is so high that we offer a 15-year guarantee on functionality of the signs. This guarantee surpasses the requirements of the RAL quality marks. Reflective values and colors comply with DIN 67520 and DIN 6171-1 standards. The digital printing process is used worldwide and has proven itself in Europe, America, Australia, as well as in the Gulf States (Dubai, UAE, etc.).

This environmentally friendly manufacturing process generates less waste during production and ensures better working conditions for employees. The digital printing process operates without solvents, which are required for cleaning screens in screen printing, and no color residues are produced. The burden on employees in the print shop due to the air drying of the inks belongs to the past with our new digital process.

- **Continuous development of embossing technology**

Our signs are protected against environmental conditions and dirt as we strictly prevent damaging the reflective foil. The edges of the self-adhesive signs can easily go into the indentation (embossing) of the sign and can't be removed once the adhesive has hardened.

- **Complete systems with our quality fastening clamps**

Our fastening products are made of aluminum alloys or V2A and are therefore rustproof. The V-shaped cut-out of our clamps adapts to any diameter of the poles and masts with an even surface pressure. This shaping ensures maximum anti-rotation security.

- **Standard mounting holes or according to customer requirements**

We provide our signs with mounting holes as needed, such as „recessed“ or „DIN 4-holes“. This allows compatibility with potentially existing mounting plates or clamps. We are happy to assist you in transitioning to our high-quality SignWorld® sign system.

You can order our products on
www.signworld.de/shop
as well.

Index

Information signs

Fire protection (hydrant)	10
Fire protection/water (combination signs)	13
Water	14
Cables	18
Waste water	20
District heating	23
Gas/Long-distance gas	26
Identification discs	31

self-adhesive signs

Fire protection	12
Water/Long-distance water	17
Cables	19
Waste water	22
District heating	25
Gas/Long-distance gas	30
General	33

Mountings

Mountings	44
Posts	48
Ground sleeves/Screw foundations	49

Tools

Technical devices	52
Tools	53
Fold-up signs/traffic signs	55

Explanation of the signs

sequential numbering

fittings art

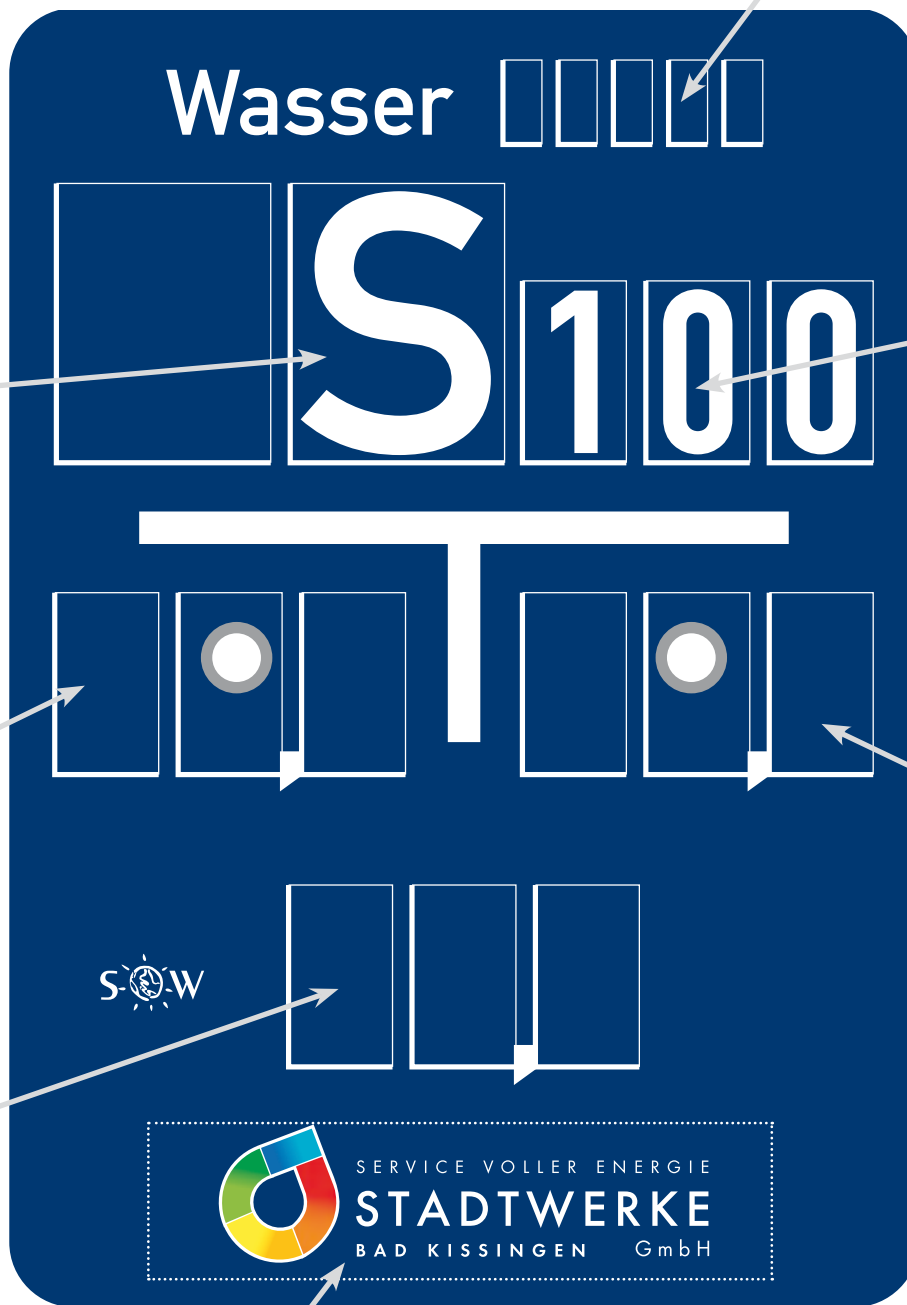
nominal diameter of the pipe

distance indications to the left

distance indications to the right

distance indications to the front

(if the fitting is behind the sign, there is a „-“ (minus) in front of the distance indication ispecification)



Here the operator (BTR) can be printed in text form or as a multicolored logo!

Free operator (BTR) imprint possible from 12 signs per version

Print data are provided by the customer.

Request our information data sheet.

Production steps of our signs



Step 1 - Blank sign

- producing blank sign

Step 2 - Digital printing

- printing the foil (also multicolored or color gradient possible)



Step 3 - Protective laminate

- thermally applying UV protective laminate for extreme durability

Step 4 - Signface

- cutting the foil (making the signface)

Step 5 - Lamination

- laminating the signface on the blank sign



Step 6 - Emboss

- embossing the indentations for better attachment of self-adhesive signs (left out at smooth version)

Step 7 - Punching

- Drilling the fastening hole



Step 8 - Countersinking

- Countersinking the mounting hole
(with standard perforation, other perforations without sinking)


Information signs - Versions

Version: Embossed

with embossed fields (indentations)
for positioning the self-adhesive signs (SKZ)

Item No.: 4067B1-100P1

P = stands for „embossed sign“



Cross-section


Material:
2.5 mm aluminum
+ foil RA1

Version: Smooth

with line printing
for positioning the self-adhesive signs (SKZ)

Item No.: 4067B1-100G1

G = stands for „smooth sign“



Cross-section

Material:
2,5 mm aluminum
+ foil RA1

Version: Self-adhesive foil sign

with line printing
for positioning the self-adhesive signs (SKZ)

Item No.: 4067B1-100F0

F = stands for „foil sign“



Cross-section

Material:
foil RA1

Version: Self-adhesive renovation sign

with line printing
for positioning the self-adhesive signs (SKZ)

Item No.: 4067B1-100S0

S = stands for „renovation sign“
see page 41

NEU



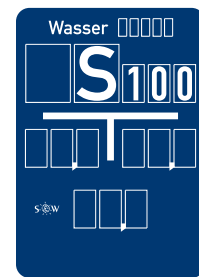
Cross-section

Material:
Adhesive foil
0,5 mm backing
material
foil RA1

Information signs - Types of perforations

without perforation

the item number ends with „0“
Item No.: 4067B1-100P0

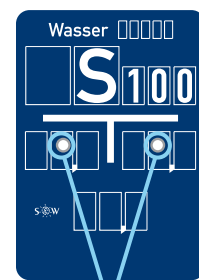


Countersunk perforation

2x Ø 5.5 mm, countersunk holes, hole spacing 70 mm

the item number ends with „1“
Item No.: 4067B1-100P1

By default, our signs are „countersunk“ perforated!
For a different perforation, please change the item number accordingly!

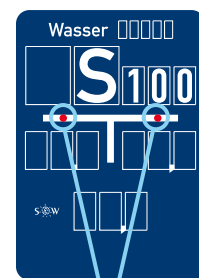


Hole spacing = 70 mm

beam perforation

2x Ø 5.5 mm, hole spacing 70 mm

the item number ends with „2“
Item No.: 4067B1-100P2

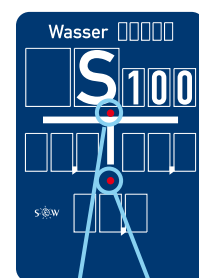


Hole spacing = 70 mm

Vertical perforation

2x Ø 5.5 mm, hole spacing 50 mm

the item number ends with „3“
Item No.: 4067B1-100P3

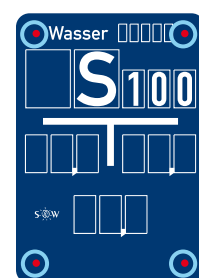


Hole spacing = 50 mm

DIN 4 perforation

4x Ø 5,5 mm (LA 170 x 110 mm)

the item number ends with „4“
Item No.: 4067B1-100P4



Hole spacing =
170 x 110 mm

Custom perforation

A perforation according to customer specifications is available
for an additional fee

Composition of the article number

4067B1-100


P

1




Item designation	Nominal width standard with imprint „100“	Type of sign	Perforation
<p>4067 B1 = Water shutoff valve according to DIN 4067 B</p> <p>Single unit</p>	<p>Additional imprints possible:</p> <p>DN 80 = 080 DN 150 = 150 DN 200 = 200</p>	<p>P = Embossed aluminum G = Smooth aluminum F = Self-adhesive foil S = Renovation sign</p>	<p>0 = No perforation 1 = Countersunk perforation (standard) 2 = Beam perforation 3 = Vertical perforation 4 = DIN 4 perforation Custom/multiple perforation available for an additional fee</p>

Illustration of the above article number




For more detailed explanations of the sign type (structure) and perforation, see pages 6 and 7.

Information signs according to DIN and special signs



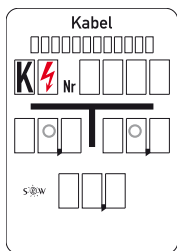
Fire protection signs according to DIN 4066

Information signs + self-adhesive signs



Water/district water according to DIN 4067

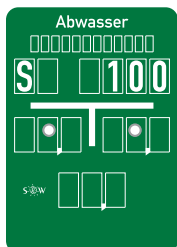
Information signs + self-adhesive signs



Cable lines according to DIN 40019


and Multiservice house entry

Information signs + self-adhesive signs



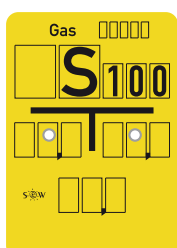
Wastewater according to DIN 4068

Information signs + self-adhesive signs



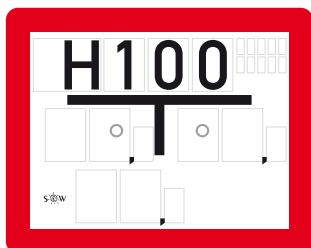
District heating according to DIN 4050

Information signs + self-adhesive signs



Gas/district gas according to DIN 4069/4065

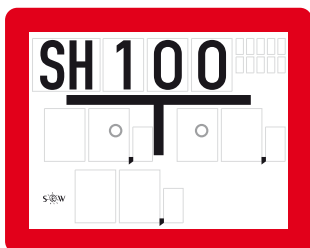
Information signs + self-adhesive signs



Underground fire hydrant according to DIN 4066 A
with 10 numbering fields

Size: Width x Height in mm	Version	Item No.
250 x 200	embossed	4066AH-100P1
250 x 200	smooth	4066AH-100G1
250 x 200	foil	4066AH-100F0

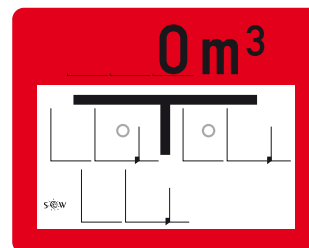
Required self-adhesive signs:
Font size 40 mm, 25 mm (10 mm optional)



Underground hydrant (Pit hydrant)
with 10 numbering fields

Size: Width x Height in mm	Version	Item No.
250 x 200	embossed	4066ASH-100P1
250 x 200	smooth	4066ASH-100G1
250 x 200	foil	4066ASH-100F0

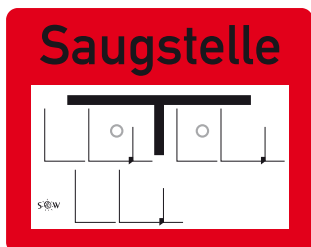
Required self-adhesive signs:
Font size 40 mm, 25 mm (10 mm optional)



Fire water tank according to DIN 4066 B2

Size: Width x Height in mm	Version	Item No.
250 x 200	smooth	4066B2-000G1
250 x 200	foil	4066B2-000F0

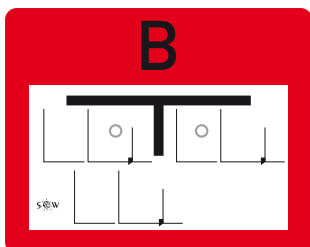
Required self-adhesive signs:
Font size 40 mm, 25 mm



Suction point for fire water extraction according to DIN 4066 B3

Size: Width x Height in mm	Version	Item No.
250 x 200	smooth	4066B3-000G1
250 x 200	foil	4066B3-000F0

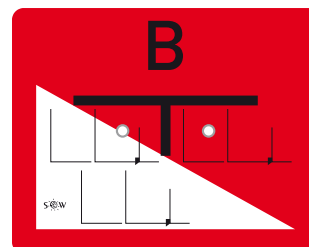
Required self-adhesive signs:
Font size 40 mm, 25 mm



Fire water well for suction operation according to DIN 4066 B1

Size: Width x Height in mm	Version	Item No.
250 x 200	smooth	4066B1-000G1
250 x 200	foil	4066B1-000F0


Required self-adhesive signs:
Font size 40 mm, 25 mm



Fire water well with submersible pump according to DIN 4066 C

Size: Width x Height in mm	Version	Item No.
250 x 200	smooth	4066C1-000G1
250 x 200	foil	4066C1-000F0

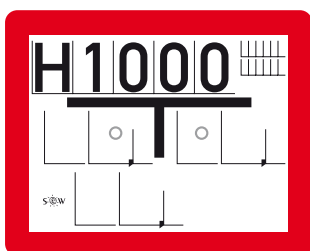
Required self-adhesive signs:
Font size 40 mm, 25 mm



Special sign Hydrant AX
with 4 numbering fields

Size: Width x Height in mm	Version	Item No.
250 x 200	embossed	4066AX-100P1
250 x 200	smooth	4066AX-100G1
250 x 200	foil	4066AX-100F0

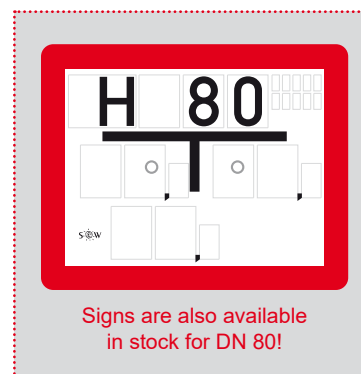
Required self-adhesive signs:
Font size 40 mm, 25 mm (10 mm optional)



Information sign Hydrant DN 1000
For large-diameter pipes (from DN 1000)

Size: Width x Height in mm	Version	Item No.
250 x 200	smooth	4066AH-000G1
250 x 200	foil	4066AH-000F0

Required self-adhesive signs:
Font size 40 mm, 25 mm (10 mm optional)



You can find the corresponding self-adhesive signs on page 13!



Fire department access

Fire protection facility information sign according to DIN 4066 D1


Size: Width x Height in mm	Version	Item No.
140 x 400	smooth	4066D1-1401G0
140 x 400	foil	4066D1-1401F0
200 x 560	smooth	4066D1-2001G0
200 x 560	foil	4066D1-2001F0



Fire department exit

Fire protection facility information sign according to DIN 4066 D1

Size: Width x Height in mm	Version	Item No.
140 x 400	smooth	4066D1-1402G0
140 x 400	foil	4066D1-1402F0
200 x 560	smooth	4066D1-2002G0
200 x 560	foil	4066D1-2002F0



Directional arrow

Fire protection facility information sign according to DIN 4066 D1

Size: Width x Height in mm	Version	Item No.
140 x 400	smooth	4066D2-1431G0
140 x 400	foil	4066D2-1431F0
200 x 560	smooth	4066D2-2031G0
200 x 560	foil	4066D2-2031F0



Fire department access according to StVO (German Road Traffic Regulations)

Fire protection facility information sign according to DIN 4066 D1

Size: Width x Height in mm	Version	Item No.
140 x 400	smooth	4066D1-1421G0
140 x 400	foil	4066D1-1421F0
200 x 560	smooth	4066D1-2021G0
200 x 560	foil	4066D1-2021F0



Fire department exit according to StVO (German Road Traffic Regulations)

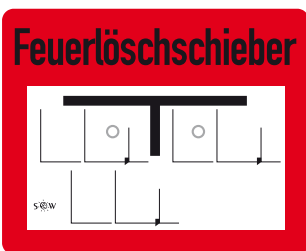
Fire protection facility information sign according to DIN 4066 D1

Size: Width x Height in mm	Version	Item No.
140 x 400	smooth	4066D1-1422G0
140 x 400	foil	4066D1-1422F0
200 x 560	smooth	4066D1-2022G0
200 x 560	foil	4066D1-2022F0



Information sign with custom text
(Minimum order quantity 10 pieces)

Size: Width x Height in mm	Version	Item No.
140 x 400	smooth	4066D1-1499G0
140 x 400	foil	4066D1-1499F0
200 x 560	smooth	4066D1-2099G0
200 x 560	foil	4066D1-2099F0

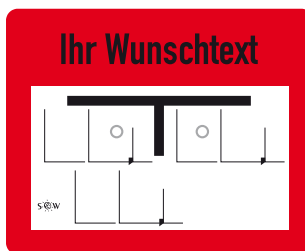


Fire extinguishing valve

Fire protection facility information sign according to DIN 4066 D2

Size: Width x Height in mm	Version	Item No.
250 x 200	smooth	4066FLS-000G1
250 x 200	foil	4066FLS-000F0

Required self-adhesive signs:
Font size 40 mm, 25 mm

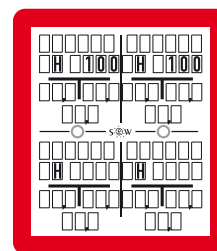


Information sign with custom text

(Minimum order quantity 10 pieces)

Size: Width x Height in mm	Version	Item No.
250 x 200	smooth	4066FLS-999G1
250 x 200	foil	4066FLS-999F0

Required self-adhesive signs:
Font size 40 mm, 25 mm



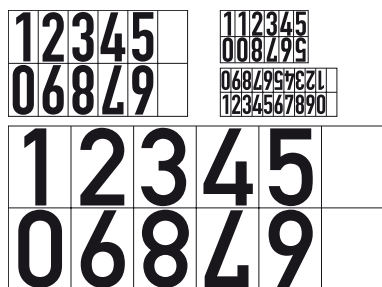
Information sign 4-way hydrant

Size: Width x Height in mm	Version	Item No.
175 x 200	embossed	4066X4-100P1
175 x 200	smooth	4066X4-100G1
176 x 200	foil	4066X4-100F0

Required self-adhesive signs:
Font size 12.5 mm

You can find more detailed explanations starting from page 33!

Self-adhesive signs - Fire protection (4066)




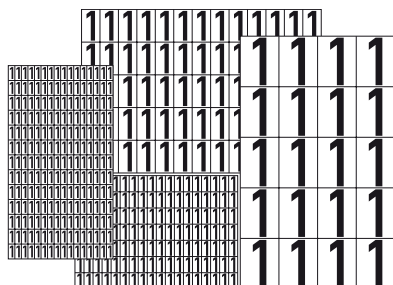
Self-adhesive sign card „Standard“ for fire protection

Base white/print black (4066)

Font size	Print	Item No.
10 mm	2x each digit 0-9 + 2x empty fields	4066-10
12,5 mm	1x each of 2,3,4,6,7,8,9; 2x each of 0,1,5	4066-12
25,0 mm	1x each digit 0-9 + 2x empty fields	4066-20
40,0 mm	1x each digit 0-9 + 2x empty fields	4066-40

Storage folder/clear sleeve for A5 size film sheets

Designation	Item No.
Storage folder DIN A5, color red	ORD-5-RT
Clear sleeves DIN A5, pack of 10	HUELLE-A5



Self-adhesive sign film sheet „DIN A5“ Digits 0-8 (6/9 are identical)

Base white/print black (4066)

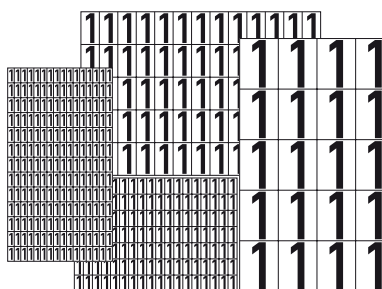
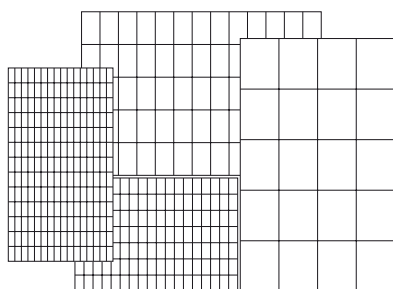
Font size	Fields/per sheet	Item No.
10 mm	208 fields	4066-10F.. (append digit)
12,5 mm	126 fields	4066-12F.. (append digit)
25,0 mm	65 fields	4066-25F.. (append digit)
40,0 mm	20 fields	4066-40F.. (append digit)

Self-adhesive sign film sheet „DIN A5“ Letters A-Z

Base white/print black (4066)

Font size	Fields/per sheet	Item No.
10 mm	208 fields	4066-10F.. (append letter)
12,5 mm	126 fields	4066-12F.. (append letter)
25,0 mm	65 fields	4066-25F.. (append letter)
40,0 mm	20 fields	4066-40F.. (append letter)
40,0 mm	10 fields *	4066-40F.. (append letter)

*) Also available as double or triple letters



Self-adhesive sign film sheet „DIN A5“ Empty fields

Base white (4066)

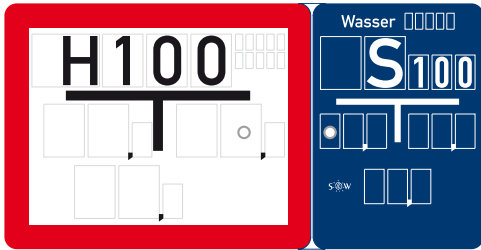
Font size	Fields/per sheet	Item No.
10 mm	208 fields	4066-10FLF
12,5 mm	126 fields	4066-12FLF
25,0 mm	65 fields	4066-25FLF
40,0 mm	20 fields	4066-40FLF

Self-adhesive sign film sheet „DIN A5“ Set of numbers (consisting of 1 sheet each of digits 0 to 8)

Base white/print black (4066)

Font size	Fields/per sheet	Item No.
10 mm	208 fields	4066-10F-ZS
12,5 mm	126 fields	4066-12F-ZS
25,0 mm	65 fields	4066-25F-ZS
40,0 mm	20 fields	4066-40F-ZS

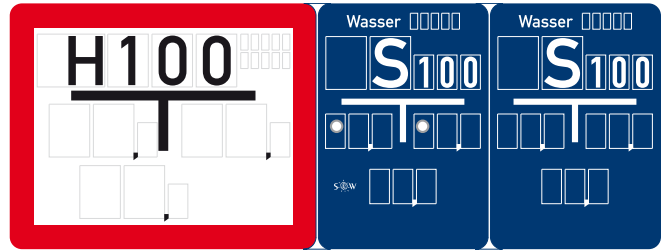
You can find more detailed explanations starting from page 33!



Information sign
Combination hydrant and valve single unit
 with 10 or 5 numbering fields

Size: Width x Height in mm	Version	Item No.
390 x 200	embossed	4066/67B1-100P1
390 x 200	smooth	4066/67B1-100G1

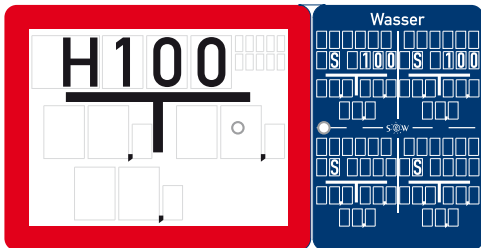
Required self-adhesive signs:
 Hydrant: Font size 40 mm, 25 mm (10 mm optional)
 Valve: Font size 25 mm (10 mm optional)



Information sign
Combination hydrant and valve double unit
 with 10 or 5 numbering fields

Size: Width x Height in mm	Version	Item No.
530 x 200	embossed	4066/67B2-100P1
530 x 200	smooth	4066/67B2-100G1

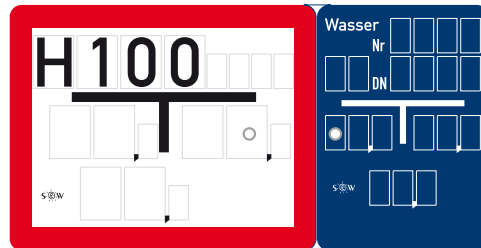
Required self-adhesive signs:
 Hydrant: Font size 40 mm, 25 mm (10 mm optional)
 Valve: Font size 25 mm (10 mm optional)



Information sign
Combination hydrant and valve quadruple unit
 with 10 numbering fields

Size: Width x Height in mm	Version	Item No.
390 x 200	embossed	4066-67X4-100P1
390 x 200	smooth	4066-67X4-100G1

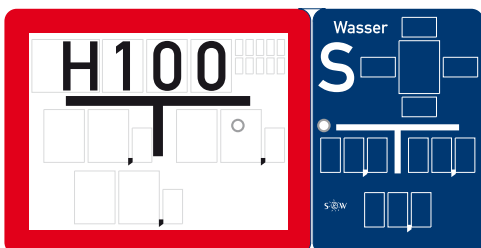
Required self-adhesive signs:
 Hydrant: Font size 40 mm, 25 mm (10 mm optional)
 Valve: Font size 12.5 mm



Information sign
Combination hydrant AX and valve AX
 with 5 numbering fields

Size: Width x Height in mm	Version	Item No.
390 x 200	embossed	4066-67AX-100P1
390 x 200	smooth	4066-67AX-100G1

Required self-adhesive signs:
 Hydrant: Font size 40 mm, 25 mm
 Valve: Font size 25 mm



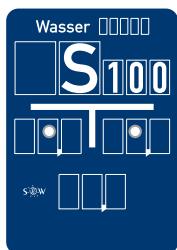
Information sign
Combination hydrant and valve group (VG)
 with 10 numbering fields

Size: Width x Height in mm	Version	Item No.
390 x 200	embossed	4066-67SG-100P1
390 x 200	smooth	4066-67SG-100G1

Required self-adhesive signs:
 Hydrant: Font size 40 mm, 25 mm (10 mm optional)
 Valve: Font size 25 mm (VG symbols optional)

You can find the corresponding self-adhesive signs on
Page 12 = Fire protection and
Page 17 = Water

You can find more detailed explanations starting from page 33!

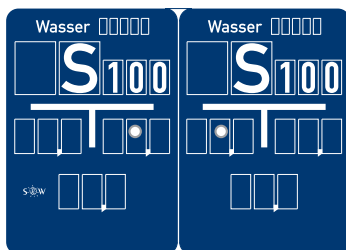


Water valve single unit according to DIN 4067 B

with 5 numbering fields

Size: Width x Height in mm	Version	Item No.
140 x 200	embossed	4067B1-100P1
140 x 200	smooth	4067B1-100G1
140 x 200	foil	4067B1-100F0

Required self-adhesive signs:
Font size 25 mm (40 mm, 10 mm optional)
Also available with S, S 80, S 125, S 150

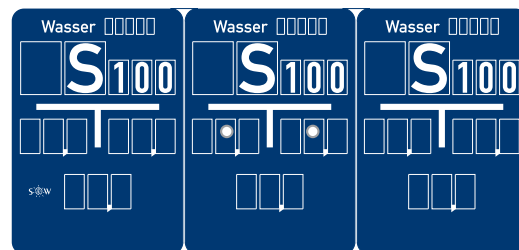


Water valve double unit according to DIN 4067 B

with 5 numbering fields

Size: Width x Height in mm	Version	Item No.
280 x 200	embossed	4067B2-100P1
280 x 200	smooth	4067B2-100G1

Required self-adhesive signs:
Font size 25 mm (40 mm, 10 mm optional)

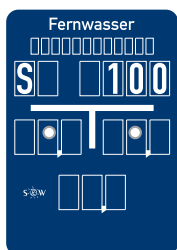


Water valve triple unit according to DIN 4067 B

with 5 numbering fields

Size: Width x Height in mm	Version	Item No.
420 x 200	embossed	4067B3-100P1
420 x 200	smooth	4067B3-100G1

Required self-adhesive signs:
Font size 25 mm (40 mm, 10 mm optional)

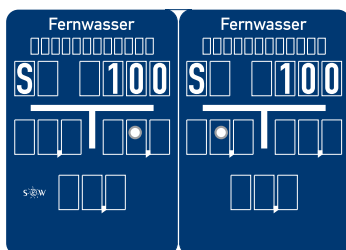


District water valve single unit according to DIN 4067 A

with 12 numbering fields

Size: Width x Height in mm	Version	Item No.
140 x 200	embossed	4067A1-100P1
140 x 200	smooth	4067A1-100G1
140 x 200	foil	4067A1-100F0

Required self-adhesive signs:
Font size 25 mm (10 mm optional)

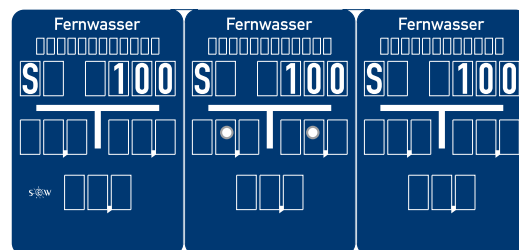


District water valve double unit according to DIN 4067 A

with 12 numbering fields

Size: Width x Height in mm	Version	Item No.
280 x 200	embossed	4067A2-100P1
280 x 200	smooth	4067A2-100G1

Required self-adhesive signs:
Font size 25 mm (10 mm optional)

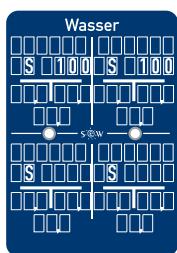


District water valve triple unit according to DIN 4067 A

with 12 numbering fields

Size: Width x Height in mm	Version	Item number
420 x 200	embossed	4067A3-100P1
420 x 200	smooth	4067A3-100G1

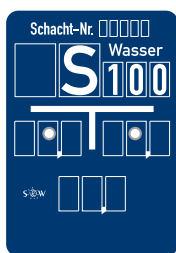
Required self-adhesive signs:
Font size 25 mm (10 mm optional)



Water valve quadruple unit

Size: Width x Height in mm	Version	Item No.
140 x 200	embossed	4067X4-100P1
140 x 200	smooth	4067X4-100G1
140 x 200	foil	4067X4-100F0

Required self-adhesive signs:
Font size 12.5 mm

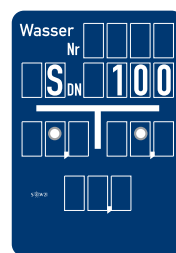


Water valve single unit with addition: Shaft no.

with 5 numbering fields

Size: Width x Height in mm	Version	Item No.
140 x 200	embossed	4067BS-100P1
140 x 200	smooth	4067BS-100G1
140 x 200	foil	4067BS-100F0

Required self-adhesive signs:
Font size 25 mm (40 mm, 10 mm optional)

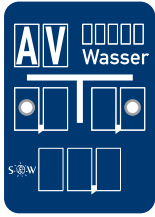


Special sign: Valve AX

Size: Width x Height in mm	Version	Item No.
140 x 200	embossed	4067AX-100P1
140 x 200	smooth	4067AX-100G1
140 x 200	foil	4067AX-100F0

Required self-adhesive signs:
Font size 25 mm

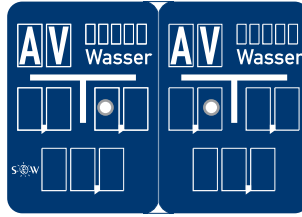
You can find the corresponding self-adhesive signs on page 17!



**Water house connection
single unit according to DIN 4067 C**
with 5 numbering fields

Size: Width x Height in mm	Version	Item No.
100 x 140	embossed	4067C1-AV-P1
100 x 140	smooth	4067C1-AV-G1
100 x 140	foil	4067C1-AV-F0

Required self-adhesive signs:
Font size 25 mm (10 mm optional)
Also available with print HA, VA



**Water house connection
double unit according to DIN 4067 C**
with 5 numbering fields

Size: Width x Height in mm	Version	Item No.
200 x 140	embossed	4067C2-AV-P1
200 x 140	smooth	4067C2-AV-G1

Required self-adhesive signs:
Font size 25 mm (10 mm optional)
Also available with print HA, VA



Midi water house connection

Size: Width x Height in mm	Version	Item No.
70 x 80	embossed	4067XS-HA-P0
70 x 80	smooth	4067XS-HA-G0
70 x 80	foil	4067XS-HA-F0


Required self-adhesive signs:
Font size 12,5 mm
Also available with print AV, VA



Mini water house connection

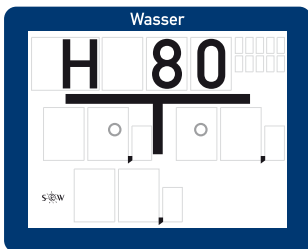
Size: Width x Height in mm	Version	Item No.
50 x 70	embossed	4067XXS-HA-P0
50 x 70	smooth	4067XXS-HA-G0
50 x 70	foil	4067XXS-HA-F0

Required self-adhesive signs:
Font size 10 mm
Also available with print Aufdruck AV, VA



**Connection marker
Ø 40 mm**

Design (smooth)	Item No.
with countersink hole	4067AMV
with imprint "W"	4067AM



**Technical hydrant
Imprint „H80; Water“**
with 10 numbering fields

Size: Width x Height in mm	Version	Item No.
250 x 200	embossed	4067H1-080P1
250 x 200	smooth	4067H1-080G1
250 x 200	foil	4067H1-080F0

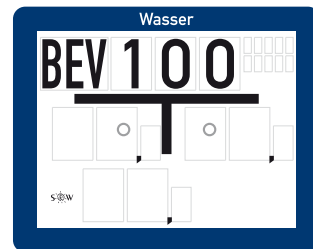
Required self-adhesive signs:
Font size 40 mm, 25 mm (10 mm optional)



**Flush hydrant
Imprint „H80; For flushing purposes only“**
with 10 numbering fields

Size: Width x Height in mm	Version	Item No.
250 x 200	embossed	4067HS-080P1
250 x 200	smooth	4067HS-080G1
250 x 200	foil	4067HS-080F0

Required self-adhesive signs:
Font size 40 mm, 25 mm (10 mm optional)

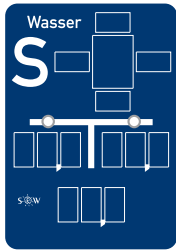


**Air release and vent valve
Imprint „BEV100; Water“**
with 10 numbering fields

Size: Width x Height in mm	Version	Item No.
250 x 200	embossed	4067BEV-100P1
250 x 200	smooth	4067BEV-100G1
250 x 200	foil	4067BEV-100F0

Required self-adhesive signs:
Font size 40 mm, 25 mm (10 mm optional)

You can find the corresponding self-adhesive signs on page 17!



Information sign for valve group with field for location indications (as symbols) and dimension specifications

Size: Width x Height in mm	Version	Item No.
140 x 200	embossed	4067SG-000P1
140 x 200	smooth	4067SG-000G1
140 x 200	foil	4067SG-000F0

Required self-adhesive signs:
Font size 25 mm (SG symbols optional)



Information sign for pipelines in structures

„Water pipeline in bridge part“

Size: Width x Height in mm	Version	Item No.
140 x 200	smooth	4067WLB-G1
140 x 200	foil	4067WLB-F0



Information sign Water Duct

Size: Width x Height in mm	Version	Item No.
140 x 200	smooth	4067DK1-G1
140 x 200	foil	4067DK1-F0
280 x 200	smooth	4067DK2-G1
280 x 200	foil	4067DK2-F0

State coat of arms can be printed upon request



Information sign Drinking water measuring point

Size: Width x Height in mm	Version	Item No.
100 x 70	smooth	4067TM4-000G1
100 x 70	foil	4067TM4-000F0

Required adhesive signs:
Font height 10 mm

Information sign Drinking water measuring point

Size: Width x Height in mm	Version	Item No.
100 x 100	smooth	4067TM5-000G1
100 x 100	foil	4067TM5-000F0

Required adhesive signs:
Font height 10 mm

Sampling point sign

Size: Width x Height in mm	Version	Item No.
100 x 70	smooth	4067PN4-000G1
100 x 70	foil	4067PN4-000F0

Required adhesive signs:
Font height 10 mm



Information sign „No drinking water“

Size: Width x Height in mm	Version	Item No.
70 x 50	smooth	4066-KTW5
100 x 70	smooth	4066-KTW4
140 x 100	smooth	4066-KTW3
200 x 140	smooth	4066-KTW2
250 x 200	smooth	4066-KTW1

Information sign „No drinking water“
(with illustration of water tap ASR P005)


Size: Width x Height in mm	Version vertical	Item No.
50 x 70	smooth	KTW-P05-01
100 x 140	smooth	KTW-P05-02
140 x 200	smooth	KTW-P05-03

Information sign „No drinking water“
(with illustration of water tap ASR P005)

Size: Width x Height in mm	Version horizontal	Item No.
70 x 50	smooth	4066-KTW21
120 x 70	smooth	4066-KTW22

The corresponding self-adhesive signs can be found on page 17!

Self-adhesive signs - Water / Remote Water (4067)




Self-adhesive signs card „Standard“

for Water/Waste water

Base blue/Print white (4067)

Font size	Printing	Item no.
10 mm	2x each of digits 0-9 + 2x blank fields	4067-10
12,5 mm	1x each of 2, 3, 4, 6, 7, 8, 9; 2x each of 0, 1, 5	4067-12
25,0 mm	1x digit 0-9 + 2x blank fields	4067-20
40,0 mm	1x digit 0-9 + 2x blank fields	4067-40

SH 40 mm = Custom-made, non-returnable



Storage folder/clear plastic sleeve for Sheet sets DIN A5

Title	Item no.
Storage folder DIN A5, color blue	ORD-5-BL
Transparent sleeves DIN A5, pack of 10	HUELLE-A5

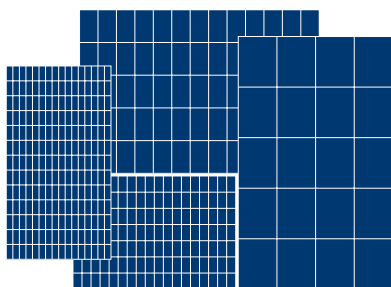
Self-adhesive label sheet „DIN A5“

Digits 0-8 (6/9 are identical)

Base blue/Print white (4067)

Font size	Fields/per sheet	Item no.
10 mm	208 fields	4067-10F.. (attach digit)
12,5 mm	126 fields	4067-12F.. (attach digit)
25,0 mm	65 fields	4067-25F.. (attach digit)
40,0 mm	20 fields	4067-40F.. (attach digit)

SH 40 mm indicates a special order, exempt from exchange




Self-adhesive label sheet „DIN A5“

Letters A-Z

Base blue/Print white (4067)

Font size	Fields/per sheet	Item no.
10 mm	208 fields	4067-10F.. (append letter)
12,5 mm	126 fields	4067-12F.. (append letter)
25,0 mm	65 fields	4067-25F.. (append letter)
40,0 mm	20 fields	4067-40F.. (append letter)



Self-adhesive label sheet „DIN A5“

Empty fields

Base blue (4067)

Font size	Fields/per sheet	Item no.
10 mm	208 fields	4067-10FLF
12,5 mm	126 fields	4067-12FLF
25,0 mm	65 fields	4067-25FLF
40,0 mm	20 fields	4067-40FLF

Self-adhesive label sheet „DIN A5“


Set of numbers (consisting of 1 sheet each of digits 0 to 8)

Base blue/Print white (4067)

Font size	Fields/per sheet	Item no.
10 mm	208 fields	4067-10F-ZS
12,5 mm	126 fields	4067-12F-ZS
25,0 mm	65 fields	4067-25F-ZS
40,0 mm	20 fields	4067-40F-ZS

SH 40 mm indicates a special order, exempt from exchange

More detailed explanations can be found starting from page 33!



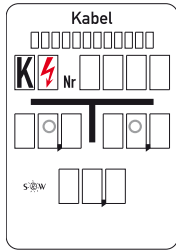
Information sign for cable lines

Type B

with 5 numbering fields

Size: Width x Height in mm	Version	Item No.
140 x 200	embossed	4019B1-000P1
140 x 200	smooth	4019B1-000G1
140 x 200	foil	4019B1-000F0

Required self-adhesive labels:
Font size 25 mm (40 mm, 10 mm optional)




Information sign for cable line according to DIN 40019 Type B1

with 12 numbering fields

Size: Width x Height in mm	Version	Item No.
140 x 200	embossed	4019A1-000P1
140 x 200	smooth	4019A1-000G1
140 x 200	foil	4019A1-000F0

Required self-adhesive labels:
Font size 25 mm (10 mm optional)



Cable line according to DIN 40019 Type C1

with 5 numbering fields

Size: Width x Height in mm	Version	Item No.
100 x 140	embossed	4019C1-000P1
100 x 140	smooth	4019C1-000G1
100 x 140	foil	4019C1-000F0

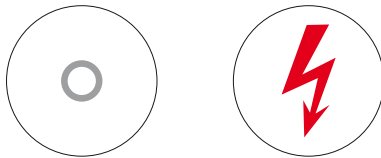
Required self-adhesive labels:
Font size 25 mm (10 mm optional)



Multi-sector building introduction Empty sign MSP 1

Size: Width x Height in mm	Version	Item No.
50 x 70 mm	embossed	MSP1-P0
50 x 70 mm	smooth	MSP1-G0
50 x 70 mm	smooth	MSP1-G0S

Required self-adhesive signs:
Symbols for media designation SH = 25 mm (see bottom right)
For MSP1-G0S, all symbols are printed in color



Connection marking Ø 40 mm

Version (smooth)	Item No.
With countersunk hole	4019AMV
with imprint "Electric Flash"	4019AM



Information sign „Kabel Düker“ with red lightning

Size: Width x Height in mm	Version	Item No.
140 x 200	smooth	4019DK1-G1
140 x 200	foil	4019DK1-F0
280 x 200	smooth	4019DK1-G2
280 x 200	foil	4019DK1-F0



Multi-sector building introduction Empty sign MSP 3

Size: Width x Height in mm	Version	Item No.
70 x 80 mm	embossed	MSP3-P0
70 x 80 mm	smooth	MSP3-G0

Required self-adhesive signs:
Font size 10 mm
Symbols for media designation (s. S 19)



Multi-sector building introduction MSP 4

Size: Width x Height in mm	Version	Item No.
120 x 70 mm	smooth	MSP4-G0

Required self-adhesive signs:
Font size 10 mm
Symbols for media designation (s. S 19)



Multi-sector building introduction MSP 5

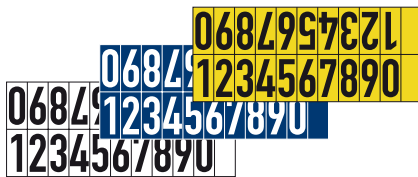
Size: Width x Height in mm	Version	Item No.
70 x 140 mm	smooth	MSP5-G0

Required self-adhesive signs:
Font size 12,5 mm

You can find the appropriate self-adhesive signs on page 19!

Self-adhesive signs - Cable lines (40019)

Multi-sector building introduction (MSP)

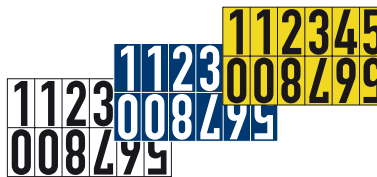


Standard self-adhesive label card

Font size (SH) = 10.0 mm

2x digits 0-9 + 2x blank fields

Color Code	Foundation/Print	Range	Item No.
4066	White/black	Fire protection	4066-10
4067	Blue/white	Water	4067-10
4069	gelb/schwarz	Gas	4069-10




Standard self-adhesive label card

Font size (SH) = 12.5 mm

1x each of 2, 3, 4, 6, 7, 8, 9; 2x each of 0, 1, 5

Color Code	Foundation/Print	Range	Item No.
4066	White/black	Fire protection	4066-12
4067	Blue/white	Water	4067-12
4069	gelb/schwarz	Gas	4069-12



Self-adhesive label sheet „DIN A5“

Font size (SH) = 10.0 mm

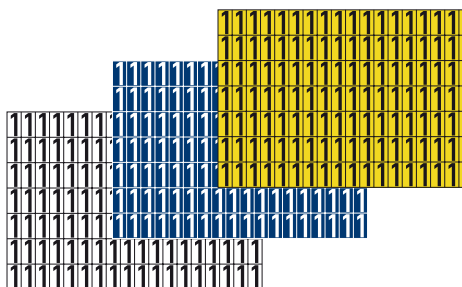
208 fields/sheet

Type	Item No.
Digit	Color Code -10F... (0,...,8)
Letter	Color Code -10F... (A,...,Z)
Blank fields	Color Code -10FLF
Numerical set	Color Code -10FZS



please enter

4066	white/black
4067	blue/white
4069	yellow/black



Self-adhesive label sheet „DIN A5“

Font size (SH) = 12.5 mm


126 fields/sheet

Type	Item No.
Digit	Color Code -12F... (0,...,8)
Letter	Color Code -12F... (A,...,Z)
Blank fields	Color Code -12FLF
Numerical set	Color Code -12FZS



please enter

4066	white/black
4067	blue/white
4069	yellow/black




Self-adhesive labels for media designation

sheet of 12 fields

Symbol	Foundation/Print	Item No.
Gas "G"	yellow/black	40692BG
Water "W"	blue/white	40672BW
Electricity "Lightning"	white/red	40192BLZ
Telephone "Telephone receiver"	white/black	40662BTK

More detailed explanations can be found starting from page 33!



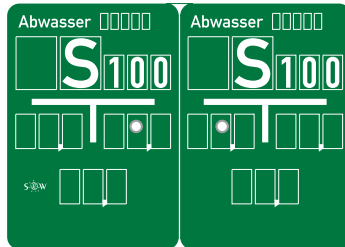
Waste water valve single unit

Type B

with 5 numbering fields

Size: Width x Height in mm	Version	Item No.
140 x 200	embossed	4068B1-100P1
140 x 200	smooth	4068B1-100G1
140 x 200	foil	4068B1-100F0

Required self-adhesive labels:
Font size 25 mm (40 mm, 10 mm optional)



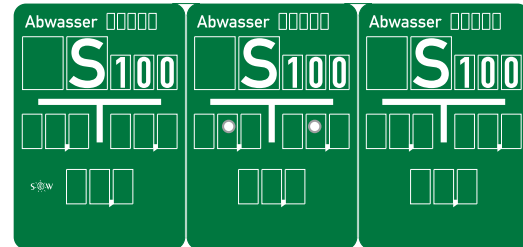
Waste water valve double unit

Type B

with 5 numbering fields

Size: Width x Height in mm	Version	Item No.
280 x 200	embossed	4068B2-100P1
280 x 200	smooth	4068B2-100G1

Required self-adhesive labels:
Font size 25 mm (40 mm, 10 mm optional)



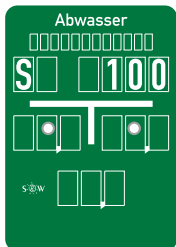
Waste water valve triple unit

Typ B

with 5 numbering fields

Size: Width x Height in mm	Version	Item No.
420 x 200	embossed	4068B3-100P1
420 x 200	smooth	4068B3-100G1

Required self-adhesive labels:
Font size 25 mm (40 mm, 10 mm optional)

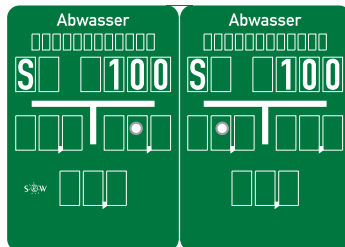


Waste water valve single unit according to DIN 4068 D, Type A

with 12 numbering fields

Size: Width x Height in mm	Version	Item No.
140 x 200	embossed	4068A1-100P1
140 x 200	smooth	4068A1-100G1
140 x 200	foil	4068A1-100F0

Required self-adhesive labels:
Font size 25 mm (10 mm optional)

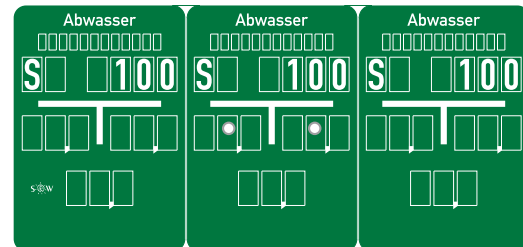


Waste water valve double unit according to DIN 4068 D, Type A

with 12 numbering fields

Size: Width x Height in mm	Version	Item No.
280 x 200	embossed	4068A2-100P1
280 x 200	smooth	4068A2-100G1

Required self-adhesive labels:
Font size 25 mm (10 mm optional)




Waste water valve triple unit according to DIN 4068 D, Type A

with 12 numbering fields

Size: Width x Height in mm	Version	Item No.
420 x 200	embossed	4068A3-100P1
420 x 200	smooth	4068A3-100G1

Required self-adhesive labels:
Font size 25 mm (10 mm optional)



Waste water valve quadruple unit

Size: Width x Height in mm	Version	Item No.
140 x 200	embossed	4068X4-100P1
140 x 200	smooth	4068X4-100G1
140 x 200	foil	4068X4-100F0

Required self-adhesive labels:
Font size 12,5 mm



Information sign Waste water duct

Size: Width x Height in mm	Version	Item No.
140 x 200	smooth	4068DK1-G1
140 x 200	Folie	4068DK1-F0
280 x 200	smooth	4068DK2-G1
280 x 200	foil	4068DK2-F0

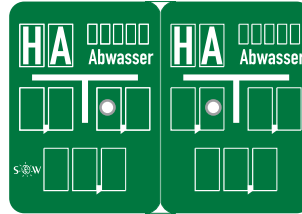
You can find the corresponding self-adhesive signs on page 22!



House connection Waste water
1-fold Type 4068 C
 with 5 numbering fields

Size: Width x Height in mm	Version	Item No.
100 x 140	embossed	4068C1-HA-P1
100 x 140	smooth	4068C1-HA-G1
100 x 140	foil	4068C1-HA-F0


Required self-adhesive signs:
 Font size (10 mm optional)
 Also available with printing AV, VA



House connection sewer
2-fold Type 4068 C
 with 5 numbering fields

Size: Width x Height in mm	Version	Item No.
200 x 140	embossed	4068C2-HA-P1
200 x 140	smooth	4068C2-HA-G1

Required self-adhesive signs:
 Font size: 40 mm, 25 mm (10 mm optional)



Mini-house connection Waste water-
Type 4068 XS

Size: Width x Height in mm	Version	Item No.
70 x 80	embossed	4068XS-HA-P0
70 x 80	smooth	4068XS-HA-G0
70 x 80	foil	4068XS-HA-F0


Required self-adhesive signs:
 Font size 12.5 mm
 Also available with printing AV, VA



Mini-house connection Waste water-
Type 4068 XS

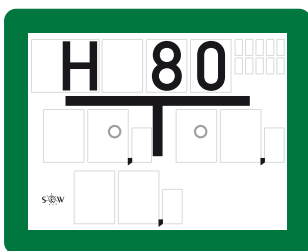
Size: Width x Height in mm	Version	Item No.
50 x 70	embossed	4068XXS-HA-P0
50 x 70	smooth	4068XXS-HA-G0
50 x 70	foil	4068XXS-HA-F0

Required self-adhesive signs:
 Font size 10 mm
 Also available with printing AV, VA



Connection marking
 Ø 40 mm

Design (smooth)	Item No.
with countersink hole	4068AMV
with imprint "A"	4068AM



Waste water hydrant
Printing „H80“

mit 10 Nummerierungsfeldern

Size: Width x Height in mm	Version	Item No.
250 x 200	embossed	4068H1-080P1
250 x 200	smooth	4068H1-080G1
250 x 200	foil	4068H1-080F0

Required self-adhesive signs:
 Font size 40 mm, 25 mm (10 mm optional)



Be- und Entlüftungsventil Abwasser,
Aufdruck „BEV100,
Abwasserdruckrohrleitung“
 mit 10 Nummerierungsfeldern

Size: Width x Height in mm	Version	Item No.
250 x 200	embossed	4068BEV-100P1
250 x 200	smooth	4068BEV-100G1
250 x 200	foil	4068BEV-100F0

Required self-adhesive signs:
 Font size 40 mm, 25 mm (10 mm optional)

Self-adhesive signs - Waste water (4068)




Self-adhesive sign card „Standard“ for waste-water

Base white/print green (4068)

Font size	Print	Item No.
10 mm	2x each digit 0-9 + 2x empty fields	4068-10
12,5 mm	1x each of 2,3,4,6,7,8,9; 2x each of 0,1,5	4068-12
25,0 mm	1x each digit 0-9 + 2x empty fields	4068-20
40,0 mm	1x each digit 0-9 + 2x empty fields	4068-40

SH 40 mm indicates a special order, exempt from exchange



Storage folder/clear sleeve for A5 clear sheets

Designation	Artikel-Nr.
Storage folder DIN A5, color green	ORD-5-GN
Clear sleeves DIN A5, pack of 10	HUELLE-A5

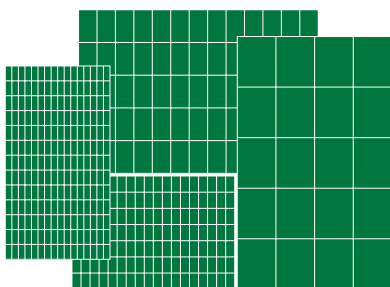
Self-adhesive sign sheet „DIN A5“

Digits 0-8 (6/9 are identical)

Base white/print green (4068)

Font size	Fields/per sheet	Item No.
10 mm	208 fields	4068-10F.. (append digit)
12,5 mm	126 fields	4068-12F.. (append digit)
25,0 mm	65 fields	4068-25F.. (append digit)
40,0 mm	20 fields	44068-40F.. (append digit)

SH 40 mm indicates a special order, exempt from exchange




Self-adhesive sign sheet „DIN A5“

Letters A-Z

Base white/print green (4068)

Font size	Fields/per sheet	Item No.
10 mm	208 fields	4068-10F.. (append letter)
12,5 mm	126 fields	4068-12F.. (append letter)
25,0 mm	65 fields	4068-25F.. (append letter)
40,0 mm	20 fields	4068-40F.. (append letter)



Self-adhesive sign sheet „DIN A5“

Blank spaces

Base Green (4068)

Font size	Fields/per sheet	Item No.
10 mm	208 fields	4068-10FLF
12,5 mm	126 fields	4068-12FLF
25,0 mm	65 fields	4068-25FLF
40,0 mm	20 fields	4068-40FLF

Self-adhesive sign sheet „DIN A5“


Set of numbers (consisting of 1 sheet each of digits 0 to 8)

Base white/print green (4068)

Font size	Fields/per sheet	Item No.
10 mm	208 fields	4068-10FZS
12,5 mm	126 fields	4068-12FZS
25,0 mm	65 fields	4068-25FZS
40,0 mm	20 fields	4068-40FZS

SH 40 mm indicates a special order, exempt from exchange

More detailed explanations can be found starting from page 33!



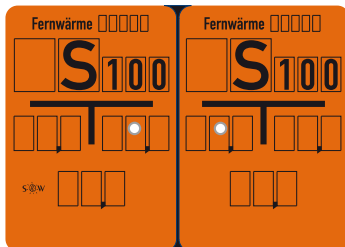
District heating valve single unit

Type B

with 5 numbering fields

Size: Width x Height in mm	Version	Item No.
140 x 200	embossed	4050B1-100P1
140 x 200	smooth	4050B1-100G1
140 x 200	foil	4050B1-100F0

Required self-adhesive signs:
Font size 25 mm (40 mm, 10 mm optional)



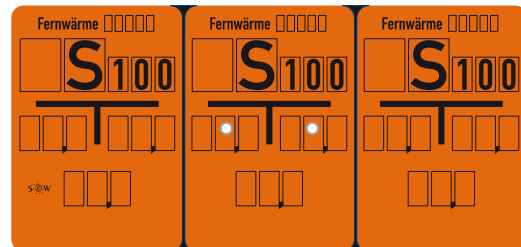
District heating valve double unit

Type B

with 5 numbering fields

Size: Width x Height in mm	Version	Item No.
280 x 200	embossed	4050B2-100P1
280 x 200	smooth	4050B2-100G1

Required self-adhesive signs:
Font size 25 mm (40 mm, 10 mm optional)




District heating valve triple unit

Type B

with 5 numbering fields

Size: Width x Height in mm	Version	Item No.
420 x 200	embossed	4050B3-100P1
420 x 200	smooth	4050B3-100G1

Required self-adhesive signs:
Font size 25 mm (40 mm, 10 mm optional)



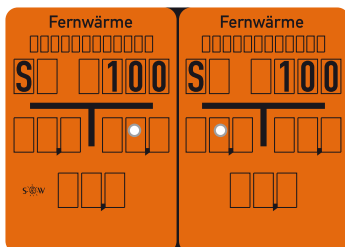
District heating valve single unit

Typ A

with 12 numbering fields

Size: Width x Height in mm	Version	Item No.
140 x 200	embossed	4050A1-100P1
140 x 200	smooth	4050A1-100G1
140 x 200	foil	4050A1-100F0

Required self-adhesive signs:
Font size 25 mm (10 mm optional)



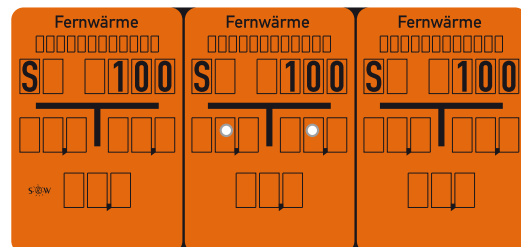
District heating valve double unit

Typ A

with 12 numbering fields

Size: Width x Height in mm	Version	Item No.
280 x 200	embossed	4050A2-100P1
280 x 200	smooth	4050A2-100G1

Required self-adhesive signs:
Font size 25 mm (10 mm optional)



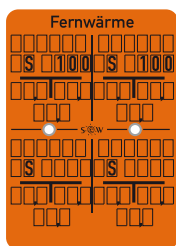
District heating valve triple unit

Typ A

with 12 numbering fields

Size: Width x Height in mm	Version	Item No.
420 x 200	embossed	4050A3-100P1
420 x 200	smooth	4050A3-100G1

Required self-adhesive signs:
Font size 25 mm (10 mm optional)

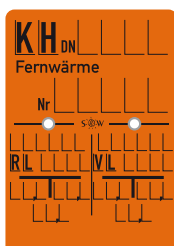


District heating valve quadruple unit

Typ X4

Size: Width x Height in mm	Version	Item No.
140 x 200	embossed	4050X4-100P1
140 x 200	smooth	4050X4-100G1
140 x 200	foil	4050X4-100F0

Required self-adhesive signs:
Font size 12.5 mm



**Information sign District heating
Flow and return, with printing „KH,
RL, VL“**

Size: Width x Height in mm	Version	Item No.
140 x 200	smooth	4050AZX-000G1
140 x 200	foil	4050AZX-000F0

Required self-adhesive signs:
Font size 25mm, 12.5 mm



**Information sign
District heating duct**

Size: Width x Height in mm	Version	Item No.
140 x 200	smooth	4050DK1-G1
140 x 200	foil	4050DK1-F0
280 x 200	smooth	4050DK2-G1
280 x 200	foil	4050DK2-F0

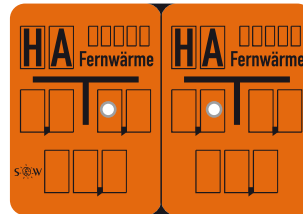
You can find the appropriate self-adhesive signs on page 25!



**District heating house connection
single unit, Typ C**
with 5 numbering fields

Size: Width x Height in mm	Version	Item No.
100 x 140	embossed	4050C1-HA-P1
100 x 140	smooth	4050C1-HA-G1
100 x 140	foil	4050C1-HA-F0

Required self-adhesive signs:
Font size 25 mm (10 mm optional)



**District heating house connection
double unit, Typ C**
with 5 numbering fields

Size: Width x Height in mm	Version	Item No.
200 x 140	embossed	4050C2-HA-P1
200 x 140	smooth	4050C2-HA-G1

Required self-adhesive signs:
Font size 25 mm (10 mm optional)



**Midi house connection
District heating
Typ XS**

Size: Width x Height in mm	Version	Item No.
70 x 80	embossed	4050XS-HA-P0
70 x 80	smooth	4050XS-HA-G0
70 x 80	foil	4050XS-HA-F0

Required self-adhesive signs:
Font size 12.5 mm



**Midi house connection
District heating with additional print „Basement“
Typ XS**

Size: Width x Height in mm	Version	Item No.
70 x 80	embossed	4050XS-KHA-P0
70 x 80	smooth	4050XS-KHA-G0
70 x 80	foil	4050XS-KHA-F0

Required self-adhesive signs:
Font size 12.5 mm



**Mini house connection
District heating
Typ XXS**

Size: Width x Height in mm	Version	Item No.
50 x 70	embossed	4050XXS-HA-P0
50 x 70	smooth	4050XXS-HA-G0
50 x 70	foil	4050XXS-HA-F0

Required self-adhesive signs:
Font size 12.5 mm



Connection marker Ø 40 mm

Design (smooth)	Item No.
with countersink hole	4050AMV
with imprint „F“	4050AM

You can find the appropriate self-adhesive signs on page 25!

Seld-adhesive signs - District heating (4050)



Self-adhesive sign card „Standard“ for district heating



Base orange/print black (4050)

Font size	Print	Item No.
10 mm	2x each digit 0-9 + 2x empty fields	4050-10
12,5 mm	1x each of 2,3,4,6,7,8,9; 2x each of 0,1,5	4050-12
25,0 mm	1x each digit 0-9 + 2x empty fields	4050-20
40,0 mm	1x each digit 0-9 + 2x empty fields	4050-40

SH 40 mm indicates a special order, exempt from exchange

Storage folder/clear sleeve for foil sheets DIN A5

Desi	Item No.
Storage folder DIN A5, color orange	ORD-5-OR
Clear sleeves DIN A5, pack of 10	HUELLE-A5



Self-adhesive sign sheet „DIN A5“ Digits 0-8 (6/9 are identical)

Base orange/print black (4050)


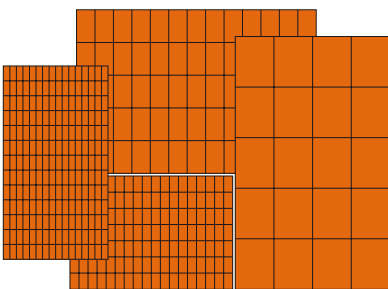
Font size	Fields/per sheet	Item No.
10 mm	208 fields	4050-10F.. (append digit)
12,5 mm	126 fields	4050-12F.. (append digit)
25,0 mm	65 fields	4050-25F.. (append digit)
40,0 mm	20 fields	4050-40F.. (append digit)

SH 40 mm indicates a special order, exempt from exchange

Self-adhesive sign sheet „DIN A5“ Letters A-Z

Base orange/print black (4050)

Font size	Fields/per sheet	Item No.
10 mm	208 fields	4050-10F.. (append letter)
12,5 mm	126 fields	4050-12F.. (append letter)
25,0 mm	65 fields	4050-25F.. (append letter)
40,0 mm	20 fields	4050-40F.. (append letter)



Self-adhesive sign sheet „DIN A5“ Empty fields

Base orange (4050)

Font size	Fields/per sheet	Item No.
10 mm	208 fields	4050-10FLF
12,5 mm	126 fields	4050-12FLF
25,0 mm	65 fields	4050-25FLF
40,0 mm	20 fields	4050-40FLF


Self-adhesive sign sheet „DIN A5“ Set of numbers

(consisting of 1 sheet each of digits 0 to 8)
Base orange/print black (4050)

Font size	Fields/per sheet	Item No.
10 mm	208 fields	4050-10FZS
12,5 mm	126 fields	4050-12FZS
25,0 mm	65 fields	4050-25FZS
40,0 mm	20 fields	4050-40FZS

SH 40 mm indicates a special order, exempt from exchange

More detailed explanations can be found starting from page 33!

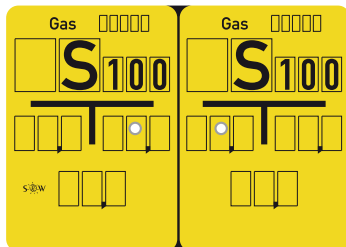


Gas valve single unit according to DIN 4069 G

with 5 numbering fields

Size: Width x Height in mm	Version	Item No.
140 x 200	embossed	4069G1-100P1
140 x 200	smooth	4069G1-100G1
140 x 200	foil	4069G1-100F0

Required self-adhesive signs:
Font size 25 mm (40 mm, 10 mm optional)

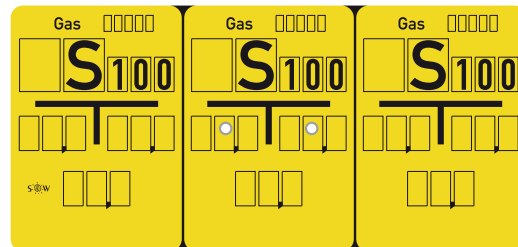


Gas valve double unit according to DIN 4069 G

with 5 numbering fields

Size: Width x Height in mm	Version	Item No.
200 x 140	embossed	4069G2-100P1
200 x 140	smooth	4069G2-100G1

Required self-adhesive signs:
Font size 25 mm (40 mm, 10 mm optional)



Gas valve triple unit according to DIN 4069 G

with 5 numbering fields

Size: Width x Height in mm	Version	Item No.
300 x 140	embossed	4069G3-100P1
300 x 140	smooth	4069G3-100G1

Required self-adhesive signs:
Font size 25 mm (40 mm, 10 mm optional)

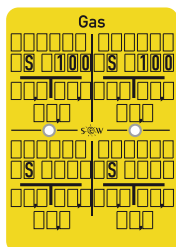


Gas valve single unit similar to DIN 4069 G

but with 12 numbering fields

Size: Width x Height in mm	Version	Item No.
140 x 200	embossed	4069G12-100P1
140 x 200	smooth	4069G12-100G1
140 x 200	foil	4069G12-100F0

Required self-adhesive signs:
Font size 25 mm (40 mm, 10 mm optional)



Gas valve quadruple unit

Size: Width x Height in mm	Version	Item No.
140 x 200	embossed	4069X4-100P1
140 x 200	smooth	4069X4-100G1
140 x 200	foil	4069X4-100F0

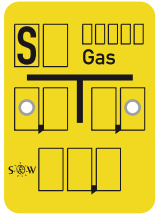
Required self-adhesive signs:
Font size 12.5 mm



Connection marking Ø 40 mm

Design (smooth)	Item No.
with countersink hole	4069AMV
with print "G"	4069AM
with print "GS"	4069AM-GS
with print "GS" in red	4069AM-GSR

You can find the matching self-adhesive signs on page 30!

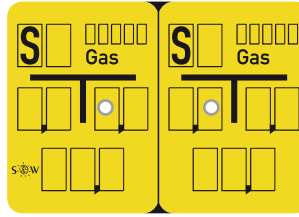


Gas house connection single unit, according to DIN 4069 K

with 5 numbering fields

Size: Width x Height in mm	Version	Item No.
100 x 140	embossed	4069K1-S-P1
100 x 140	smooth	4069K1-S-G1
100 x 140	foil	4069K1-S-F0

Required self-adhesive signs:
Font size 25 mm (10 mm optional)
Also available with printing AV, HA, VA




Gas house connection double unit, according to DIN 4069 K

with 5 numbering fields

Size: Width x Height in mm	Version	Item No.
200 x 140	embossed	4069K2-S-P1
200 x 140	smooth	4069K2-S-G1

Required self-adhesive signs:
Font size 25 mm (10 mm optional)
Also available with printing AV, HA, VA



Gas house connection single unit, similar to DIN 4069 K, with print „GS“ in red

with 5 numbering fields

Size: Width x Height in mm	Version	Item No.
100 x 140	embossed	4069K1-GSR-P1
100 x 140	smooth	4069K1-GSR-G1
100 x 140	foil	4069K1-GSR-F0

Required self-adhesive signs:
Font size 25 mm (10 mm optional)



Midi house connection gas

Size: Width x Height in mm	Version	Item No.
70 x 80	embossed	4069XS-HA-P0
70 x 80	smooth	4069XS-HA-G0
70 x 80	foil	4069XS-HA-F0

Required self-adhesive signs:
Font size 12,5 mm
Also available with printing AV, VA



Mini house connection gas

Size: Width x Height in mm	Version	Item No.
50 x 70	embossed	4069XXS-HA-P0
50 x 70	smooth	4069XXS-HA-G0
50 x 70	foil	4069XXS-HA-F0

Required self-adhesive signs:
Font size 12,5 mm
Also available with printing AV, VA



Mini house connection gas with 2 additional fields (frames)

Size: Width x Height in mm	Version	Item No.
50 x 70	embossed	4069XXS-RM2-P0
50 x 70	smooth	4069XXS-RM2-G0
50 x 70	foil	4069XXS-RM2-F0

Required self-adhesive signs:
Font size 12,5 mm
Also available with printing AV, VA



Mini house connection gas with print „GS“ in red

Size: Width x Height in mm	Version	Item No.
50 x 70	embossed	4069XXS-GSR-P0
50 x 70	smooth	4069XXS-GSR-G0
50 x 70	foil	4069XXS-GSR-F0

Required self-adhesive signs:
Font size 12,5 mm
Also available with printing AV, VA

More detailed explanations can be found starting from page 33!



Information sign
„Gas main valve“
(Arrow included loose)

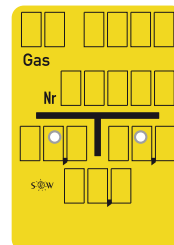
Size: Width x Height in mm	Version	Item No.
140 x 100	smooth	4069GHP-G1
140 x 100	foil	4069GHP-F0



Information sign
Change in dimensions

Size: Width x Height in mm	Version	Item No.
200 x 140	smooth	4069DW1-G1
200 x 140	foil	4069DW1-F0

Required self-adhesive signs:
Font size 25 mm



Special sign valve GZ

Size: Width x Height in mm	Version	Item No.
140 x 200	embossed	4065GZ-000P1
140 x 200	smooth	4065GZ-000G1
140 x 200	foil	4065GZ-000F0

Required self-adhesive signs:
Font size 25 mm



Information Sign for
Pipelines in Structures
„Gas Pipeline in Bridge Section“

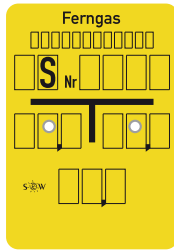
Size: Width x Height in mm	Version	Item No.
140 x 200	smooth	4069GLB-G1
140 x 200	foil	4069GLB-F0



Information sign
Gas Duct

Size: Width x Height in mm	Version	Item No.
140 x 200	smooth	4069DK1-G1
140 x 200	foil	4069DK1-F0
280 x 200	smooth	4069DK2-G1
280 x 200	foil	4069DK2-F0

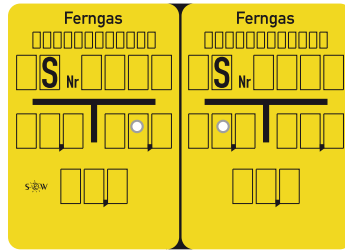
You can find the matching self-adhesive signs on page 30!



Long-distance gas valve single unit according to DIN 4065
with 12 numbering fields

Size: Width x Height in mm	Version	Item No.
140 x 200	embossed	4065G1-000P1
140 x 200	smooth	4065G1-000G1
140 x 200	foil	4065G1-000F0

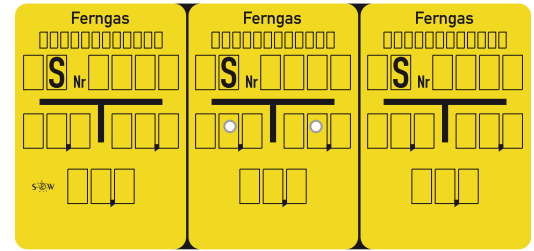
Required self-adhesive signs:
Font size 25 mm (10 mm optional)



Long-distance gas valve double unit according to DIN 4065
with 12 numbering fields

Size: Width x Height in mm	Version	Item No.
280 x 200	embossed	4065G2-000P1
280 x 200	smooth	4065G2-000G1


Required self-adhesive signs:
Font size 25 mm (10 mm optional)



Long-distance gas valve triple unit according to DIN 4065
with 12 numbering fields

Size: Width x Height in mm	Version	Item No.
420 x 200	embossed	4065G3-000P1
420 x 200	smooth	4065G3-000G1

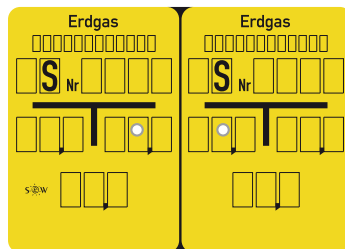
Required self-adhesive signs:
Font size 25 mm (10 mm optional)



Natural gas valve single unit according to DIN 4065
with 12 numbering fields

Size: Width x Height in mm	Version	Item No.
140 x 200	embossed	4065GE1-000P1
140 x 200	smooth	4065GE1-000G1
140 x 200	foil	4065GE1-000F0

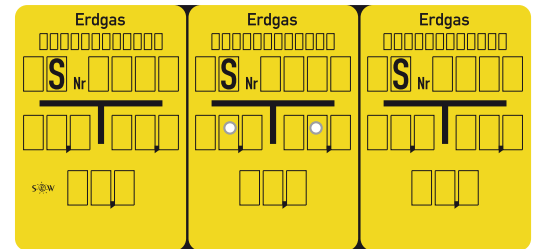
Required self-adhesive signs:
Font size 25 mm (10 mm optional)



Natural gas valve double unit according to DIN 4065
with 12 numbering fields

Size: Width x Height in mm	Version	Item No.
140 x 200	embossed	4065GE2-000P1
140 x 200	smooth	4065GE2-000G1


Required self-adhesive signs:
Font size 25 mm (10 mm optional)



Natural gas valve triple unit according to DIN 4065
with 12 numbering fields

Size: Width x Height in mm	Version	Item No.
140 x 200	embossed	4065GE3-000P1
140 x 200	smooth	4065GE3-000G1

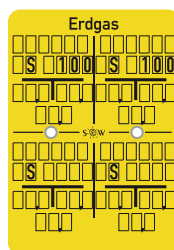
Required self-adhesive signs:
Font size 25 mm (10 mm optional)



Long-distance gas valve quadruple unit Typ X4

Size: Width x Height in mm	Version	Item No.
140 x 200	embossed	4065X4-100P1
140 x 200	smooth	4065X4-100G1
140 x 200	foil	4065X4-100F0

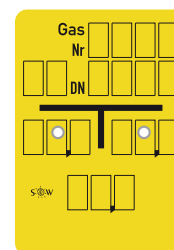
Required self-adhesive signs:
Font size 12.5 mm



Natural gas valve quadruple unit Typ X4

Size: Width x Height in mm	Version	Item No.
140 x 200	embossed	4065X4E-000P1
140 x 200	smooth	4065X4E-000G1
140 x 200	foil	4065X4E-000F0

Required self-adhesive signs:
Font size 12.5 mm



Special sign valve Typ GX

Size: Width x Height in mm	Version	Item No.
140 x 200	embossed	4065GX-000P1
140 x 200	smooth	4065GX-000G1
140 x 200	foil	4065GX-000F0

Required self-adhesive signs:
Font size 25 mm

More detailed explanations can be found starting from page 33!

Self-adhesive signs - Gas/Long-distance gas (4069/4065)




Self-adhesive sign card „Standard“ for Gas/Long-distance Gas

Base yellow/Print black (4069)

Font size	Print	Item No.
10 mm	2x each digit 0-9 + 2x blank fields	4069-10
12,5 mm	1x each of 2, 3, 4, 6, 7, 8, 9; 2x each of 0, 1, 5	4069-12
25,0 mm	1x each digit 0-9 + 2x blank fields	4069-20
40,0 mm	1x each digit 0-9 + 2x blank fields	4069-40

SH 40 mm indicates a special order, exempt from exchange



Storage folder/clear plastic sleeve for foil sheets DIN A5

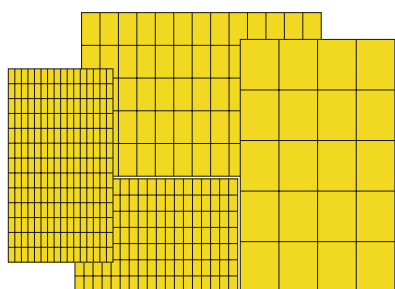
Designation	Item No.
Storage folder DIN A5, color yellow	ORD-5-GE
Clear plastic sleeves DIN A5, pack of 10	HUELLE-A5

Self-adhesive sign sheet „DIN A5“ Digits 0-8 (6/9 are identical)

Base yellow/Print black (4069)

Font size	Fields/per sheet	Item No.
10 mm	208 fields	4069-10F.. (append digit)
12,5 mm	126 fields	4069-12F.. (append digit)
25,0 mm	65 fields	4069-25F.. (append digit)
40,0 mm	20 fields	4069-40F.. (append digit)


SH 40 mm indicates a special order, exempt from exchange



Self-adhesive sign sheet „DIN A5“ Letters A-Z

Base yellow/Print black (4069)

Font size	Fields/per sheet	Item No.
10 mm	208 fields	4069-10F.. (append letter)
12,5 mm	126 fields	4069-12F.. (append letter)
25,0 mm	65 fields	4069-25F.. (append letter)
40,0 mm	20 fields	4069-40F.. (append letter)



Self-adhesive sign sheet „DIN A5“ Blank spaces

Base yellow (4069)

Font size	Fields/per sheet	Item No.
10 mm	208 fields	4069-10FLF
12,5 mm	126 fields	4069-12FLF
25,0 mm	65 fields	4069-25FLF
40,0 mm	20 fields	4069-40FLF

Self-adhesive sign sheet „DIN A5“ Set of numbers (consisting of 1 sheet each of digits 0 to 8)

Base yellow/Print black (4069)

Font size	Fields/per sheet	Item No.
10 mm	208 fields	4069-10FZS
12,5 mm	126 fields	4069-12FZS
25,0 mm	65 fields	4069-25FZS
40,0 mm	20 fields	4069-40FZS

SH 40 mm indicates a special order, exempt from exchange

More detailed explanations can be found starting from page 33!

Identification discs to attach onto the square protector



Identification disc Ø 85 mm

for valves and hydrants

2.0 mm aluminum composite material, inner square 33 x 33 mm

Color code	Color	Item No.
4045	red/white	4045-KS85-.. (Append text number)
4050	orange/black	4050-KS85-.. "
4060	white/red	4060-KS85-.. "
4063	yellow/red	4063-KS85-.. "
4066	white/black	4066-KS85-.. "
4067	blue/white	4067-KS85-.. "
4068	green/white	4068-KS85-.. "
4069	yellow/black	4069-KS85-.. "



Identification disc Ø 65 mm

for house connections and tapping fittings

2.0 mm aluminum composite material, inner square 14 x 14 mm

Color code	Color	Item No.
4045	rot/weiß	4045-KS65-.. (Append text number)
4050	orange/schwarz	4050-KS65-.. "
4060	weiß/rot	4060-KS65-.. "
4063	gelb/rot	4063-KS65-.. "
4066	weiß/schwarz	4066-KS65-.. "
4067	blau/weiß	4067-KS65-.. "
4068	grün/weiß	4068-KS65-.. "
4069	gelb/schwarz	4069-KS65-.. "

Texts for identification discs

x = only for

Text No.	Description	Ø 65	Ø 85
-05	Shut-off; DN 400		X
-06	Shut-off valve		
-07	District heating shut-off valve		
-08	Sewage valve		X
-10	Caution! Shut-off flap		
-11	Caution! Fitting closed		
-12	Caution! House connection valve	X	
-13	Caution! Defective fitting!		
-14	Caution! Left-hand thread		
-15	Caution! Zero-consumption valve closed		
-16	Caution! Upper zone		
-17	Caution! PE ball valve only ¼ turn		
-18	Caution! Valve defective!		
-19	Caution! Hydrant defective!		X
-20	Caution! Valve open		
-21	Caution! Valve closed		
-22	Caution! Transmission line		X
-23	Caution! Lower zone		
-24	Caution! Do not operate zone flap		
-25	Caution! Do not operate zone valve		X
-26	Caution! No fire hydrant		X
-27	Caution! VAS defective		
-31	Fire valve		X
-32	Domestic water		
-33	Drainage		
-35	District heating return shut-off valve		
-36	District heating flow shut-off valve		
-40	Fire valve! Open only in case of fire!		
-41	No drinking water		

x = only for

Text-Nr.	Beschreibung	Ø 65	Ø 85
-42	Flap		
-43	KS - Valve		
-44	Quarter-turn ball valve		
-45	PE ball valve		
-46	Soft-seated ball valve		
-47	Left-turning valve		
-48	ball valve on		
-49	ball valve off		
-50	Do not operate!		
-51	Out of service!		
-52	Do not open! Metering zone separation valve		
-53	ball valve opened		
-54	ball valve closed		
-55	Valve		
-56	Valve 16 bar		X
-57	Gas valve		
-58	Left-turning valve		
-59	Line valve		X
-60	Separation valve		
-61	Training and extraction hydrant		X
-62	Zone valve		
-63	Zone separation		
-64	slider open		
-65	slider closed		
-69	Valve		
-70	Valve open		
-71	Valve closed		

-99 = Spezial Texts* single-sided and -D99 = Spezial Texts* double-sided, *Please always submit special texts in writing!
Minimum order Ø 85 = 13 and Ø 65 = 17 pieces!

SignalCaps

made from high-quality elastomer

Signal caps are used for additional protection of fittings located under road caps.

Our SignCaps are available in the eye-catching colors red, blue and yellow.

The lettering „Do not open“, „Do not close“ (standard texts) provide an additional warning against improper operation of the fittings.

For square protectors 32 x 32 mm KOS (gate valves etc.) and hydrants as well as for square protectors 14 x 14 mm VAS (house connection valves etc.) signal caps are available.

Individual labeling is possible on possible on customer request.



Article no.	color	Square	Text
SC20350BL	blue	32x32	DO NOT OPEN
SC20351RT	red	32x32	DO NOT OPEN
SC20352GE	yellow	32x32	DO NOT OPEN
SC20355BL	blue	32x32	DO NOT CLOSE
SC20371RT	red	14x14	DO NOT OPEN
SC20370GE	yellow	14x14	DO NOT OPEN
SC20372BL	blue	14x14	DO NOT OPEN

Warning disk hydrant

to make defective hydrants visible



Our warning disc is made of 2.0 mm high-strength aluminum, but is also available in 3.0 mm aluminum composite material.

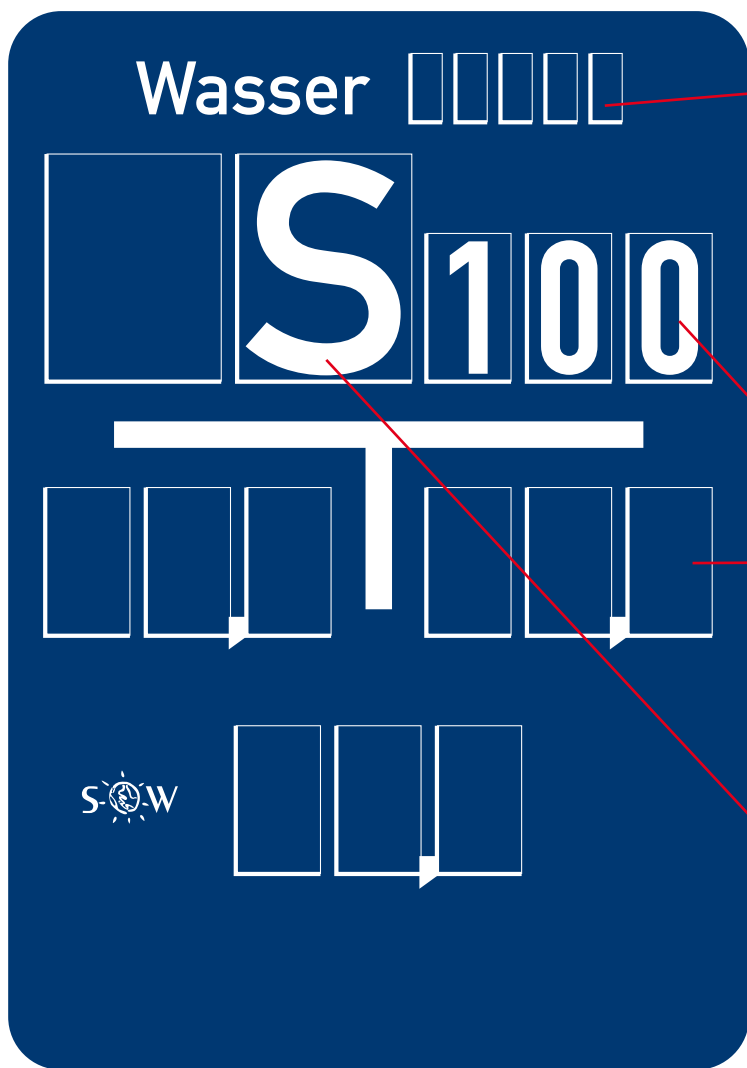
We supply the warning disk in single or double-sided versions.

The lettering on the front and back is also possible with different texts and colors.

We can also print the warning discs according to your specifications. Please contact us

Warning disk hydrant
160 x 225 mm, Ø 47 mm
Article no.: WS-H1 (Fig.)

Self-adhesive Signs (SKZ)



Font size: 10.0 mm
Field size: 5 x 13 mm



Font size: 12.5 mm
Field size: 8 x 14 mm

(only for Midi house connections,
4-unit signs)



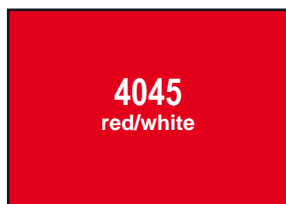
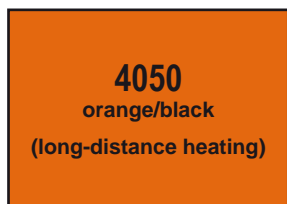
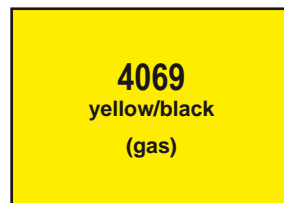
Font size: 25.0 mm
Field size: 15 x 27 mm



Font size: 40.0 mm
Field size: 32 x 42 mm

ATTENTION!
Digits are not required in
SH 40 mm for valves!

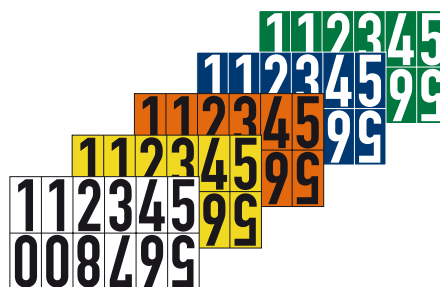
Our self-adhesive labels are available from stock in the following colors (black border) available. Other color combinations or special colors on request



4063 and 4060 are produced on request.
Further colors on request!

Available for numbers, letters, blank spaces, and symbols!

Self-adhesive sign „Standard“ cards



Self-adhesive sign card „Standard“

Font size (FS) = 10.0 mm

2x each digit 0-9 + 2x blank spaces

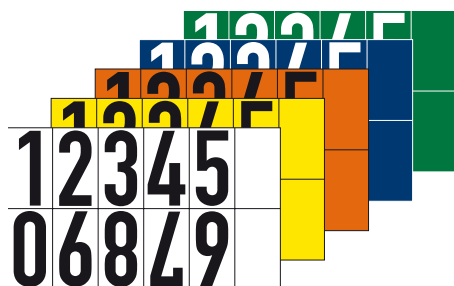
Color code	Base/Print	Range	Item No.
4050	orange/black	Long-distance heating	4050-10
4066	white/black	Fire protection	4066-10
4067	blue/white	Water	4067-10
4068	green/white	Wastewater	4068-10
4069	yellow/black	Gas	4069-10

Self-adhesive sign card „Standard“

Font size (FS) = 12.5 mm

1x each of 2, 3, 4, 6, 7, 8, 9; 2x each of 0, 1, 5

Color code	Base/Print	Range	Item No.
4050	orange/black	Long-distance heating	4050-12
4066	white/black	Brandschutz	4066-12
4067	blue/white	Wasser	4067-12
4068	green/white	Abwasser	4068-12
4069	yellow/black	Gas	4069-12



Self-adhesive sign card „Standard“

Font size (FS) = 25.0 mm

1x each digit 0-9 + 2x blank spaces

Color code	Base/Print	Range	Item No.
4050	orange/black	Long-distance heating	4050-20
4066	white/black	Fire protection	4066-20
4067	blue/white	Water	4067-20
4068	green/white	Wastewater	4068-20
4069	yellow/black	Gas	4069-20

Self-adhesive sign card „Standard“

Font size (FS) = 40.0 mm

1x each digit 0-9 + 2x blank spaces

Color code	Base/Print	Range	Item No.
4066	white/black	Fire protection	4066-40
4040	red/black	Fire protection	4040-40

The following color combinations for FS = 40 mm are special productions and are therefore non-returnable!

4050	orange/black	Long-distance heating	4050-40
4067	blue/white	Water	4067-40
4068	green/white	Wastewater	4068-40
4069	yellow/black	Gas	4069-40

The color code is identical to the information signs!

You can find more color codes on page 37!

The recommended number of „Standard“ cards needed per warning sign.

Information sign Hydrant according to DIN 4066 A

1 card Font size 40 mm per sign
1 card Font size 25 mm for 2 signs

Information sign valve single unit (140 x 200 mm) Type A/B/G

1 card Font size 25 mm per sign

Information sign valve double unit (280 x 200 mm) Type A/B/G

2 cards Font size 25 mm per sign

Information sign valve triple unit (420 x 200 mm) Type A/B/G

3 cards Font size 25 mm per sign

Information sign valve quadruple unit (140 x 200 mm) Type X4

3 cards Font size 12.5 mm per sign

Information sign house connection single unit (100 x 140 mm) Type C/K

1 card Font size 25 mm for 2 signs

Information sign house connection double unit (200 x 140 mm) Type C/K

1 card Font size 25 mm per double unit sign

Information sign house connection triple unit (300 x 140 mm) Type C/K

2 cards Font size 25 mm per triple unit sign

Information sign Midi house connection (70 x 80 mm) Type XS

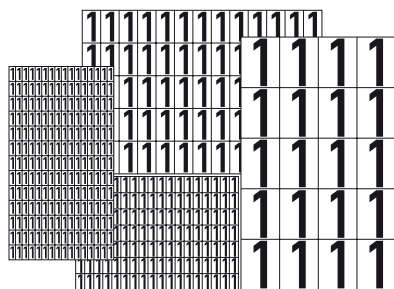
1 card Font size 12.5 mm per sign

Warning sign Mini house connection (50 x 70 mm) Type XXS

1 card Font size 10 mm for 2 signs


- All numbers and letters in 10 mm font size for consecutive numbering are ordered as needed.
- For combination signs, add the number of self-adhesive signs for each individual sign.

Self-adhesive signs „DIN A5“ foil sheets



Self-adhesive sign sheet „DIN A5“
Digits 0-8 (6/9 are identical)

Font size	Fields/Sheet	Item No.
10 mm	208 fields	Color code - 10F... (append 0-8)
12,5 mm	126 fields	Color code - 12F... (append 0-8)
25,0 mm	65 fields	Color code - 25F... (append 0-8)
40,0 mm	20 fields	Color code - 40F... (append 0-8)



Self-adhesive sign sheet „DIN A5“
Letters A to Z

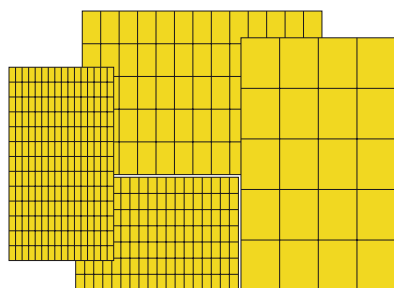
Font size	Fields/Sheet	Item No.
10 mm	208 fields	Color code - 10F... (append A-Z)
12,5 mm	126 fields	Color code - 12F... (append A-Z)
25,0 mm	65 fields	Color code - 25F... (append A-Z)
40,0 mm	20 fields	Color code - 40F... (append A-Z)

↓
please enter

4066	white/black
4067	blue/white
4068	green/white
4050	orange/black
4069	yellow/black

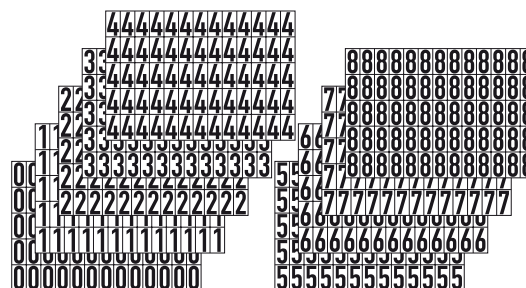
↓
please enter

4066	white/black
4067	blue/white
4068	green/white
4050	orange/black
4069	yellow/black



Self-adhesive sign sheet „DIN A5“
Blank spaces

Font size	Fields/Sheet	Item No.
10 mm	208 fields	Color code - 10F... (append 0-8)
12,5 mm	126 fields	Color code - 12F... (append 0-8)
25,0 mm	65 fields	Color code - 25F... (append 0-8)
40,0 mm	20 fields	Color code - 40F... (append 0-8)



Self-adhesive sign sheet „DIN A5“
Set of numbers (consisting of 1 sheet each of digits 0 to 8)

Font size	Fields/Sheet	Item No.
10 mm	208 fields	Color code - 10F... (append 0-8)
12,5 mm	126 fields	Color code - 12F... (append 0-8)
25,0 mm	65 fields	Color code - 25F... (append 0-8)
40,0 mm	20 fields	Color code - 40F... (append 0-8)

↓
please enter

4066	white/black
4067	blue/white
4068	green/white
4050	orange/black
4069	yellow/black

↓
please enter

4066	white/black
4067	blue/white
4068	green/white
4050	orange/black
4069	yellow/black

→ Except for fire protection (4066 = base white/print black), numbers in font size 40 mm are special productions and non-returnable.









The color code is identical to the warning signs!

Additional color codes can be found on page 37!

The article number is composed as follows:

4067 - 25 F 1

Color Code	Font size	F=Sheet of foil	Print
	10 (mm) 12,5 (mm) 25 (mm) 40 (mm)		0,...,8 (desired digit) A,...,Z (desired letter) LF (blank space) ZS (number set)

 <p>4045 red/white</p>	 <p>4050 orange/black (long-distance heating)</p>	 <p>4060 white/red</p>	 <p>4063 yellow/red</p>
 <p>4066 white/black (fire protection)</p>	 <p>4067 blue/white (water)</p>	 <p>4068 green/white (waste water)</p>	 <p>4069 yellow/black (gas)</p>

Additional colors available upon request!

Examples:

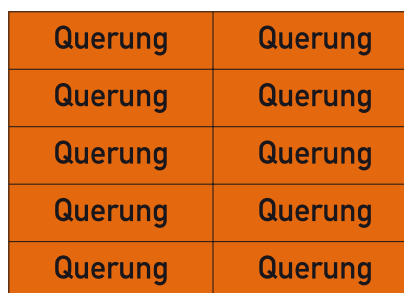
	Color code	Font size	F	Print
for Water	4067 -	25	F	A (blue/white; 25 mm, Letter „A“)
for fire protection	4066 -	40	F	8 (white/black; 40 mm, Digit „8“)

Self-adhesive signs with valve identification



Additional texts
Field size 15 x 65 mm
10 pieces/sheet

Color code	Color	Item No.
4045	red/white	4045-1565-.. (append text number)
4050	orange/black	4050-1565-.. "
4060	white/red	4060-1565-.. "
4063	yellow/red	4063-1565-.. "
4066	white/black	4066-1565-.. "
4067	blue/white	4067-1565-.. "
4068	green/white	4068-1565-.. "
4069	yellow/black	4069-1565-.. "



Additional texts
Field size 25 x 90 mm
10 pieces/sheet

Color code	Color	Item No.
4045	red/white	4045-2590-.. (append text number)
4050	orange/black	4050-2590-.. "
4060	white/red	4060-2590-.. "
4063	yellow/red	4063-2590-.. "
4066	white/black	4066-2590-.. "
4067	blue/white	4067-2590-.. "
4068	green/white	4068-2590-.. "
4069	yellow/black	4069-2590-.. "

Additional texts

Text No.	Description
-01	Shaft
-02	Duct shaft
-03	Vent
-04	Air vent
-05	to house no.
-06	Drinking water
-07	Utility water
-08	Firefighting water
-09	Water
-10	Separation valve

Text No.	Description
-11	Fire valve
-12	Connection valve
-13	Ball valve
-14	District water
-15	Waste water
-20	Crossing
-99	Special text*

* Minimum order quantity 3 sheets.
Special texts must always be submitted in writing!

Self-adhesive signs with operator print



Operator field/logo
for house connection
Field size 15 x 65 mm
10 pieces/sheet

Color code	Base/Print	Item No.
4050	orange/black	4050-1565-BTR
4067	blue/white	4067-1565-BTR
4068	green/white	4068-1565-BTR
4069	yellow/black	4069-1565-BTR

Operator field/logo
for hydrants
Field size 25 x 80 mm
10 pieces/sheet

Color code	Base/Print	Item No.
4066	white/black	4066-2580-BTR

NEW
Operator logos also available in color and with color gradients

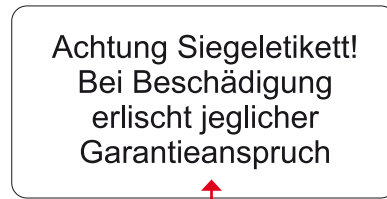
Operator field/logo
for valves
Field size 25 x 90 mm
10 pieces/sheet

Color code	Base/Print	Item No.
4050	orange/black	4050-2590-BTR
4067	blue/white	4067-2590-BTR
4068	green/white	4068-2590-BTR
4069	yellow/black	4069-2590-BTR

Thermal labels with your custom print



↑
Example text



↑
Example text

Rounded rectangular label

Format: 80 x 22 mm

Permanent adhesive (document film),

Labels on roll (1 label per row)

Minimum order quantity: 50 pieces

Base color	Print	Item No.
white	black	LI-SE8022
yellow	black	LI-SE8022GE*

* yellow labels available upon request

Rounded rectangular label

Format: 50.8 x 25.4 mm

Permanent adhesive (document film),

Labels on roll (1 label per row)

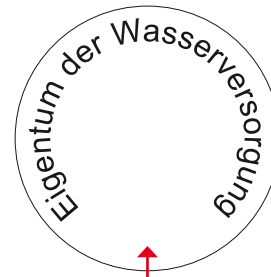
Minimum order quantity: 50 pieces

Base color	Print	Item No.
white	black	LI-SE5025
yellow	black	LI-SE5025GE*

* yellow labels available upon request



↑
Beispieltext



↑
Beispieltext

Oval label, Format: 25 mm

Text according to specifications

Permanent adhesive (document film),

Labels on roll (2 label per row)

Minimum order quantity: 50 pieces

Base color	Print	Item No.
white	black	LI-SE25
yellow	black	LI-SE25GE*

* yellow labels available upon request

Round label Ø 35 mm

Text according to specifications

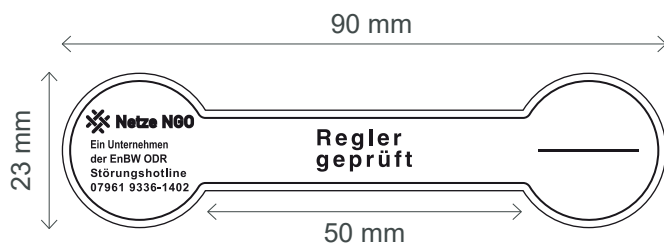
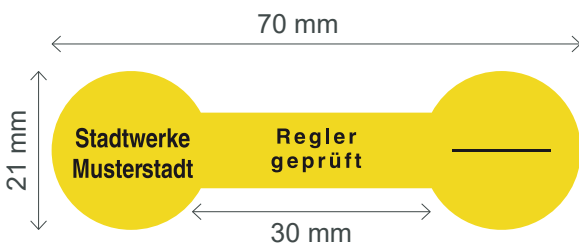
Permanent adhesive (polypropylene),

Labels on roll (3 labels per row)

Minimum order quantity: 60 pieces

Base color	Print	Item No.
white	black	LI-SE35
yellow	black	LI-SE35GE*

* yellow labels available upon request



Seal label in bone shape

Format: 70 x 30 x 21 mm Text according to specifications

Permanent adhesive (document film),

Labels on roll (3 label per row)

Minimum order quantity: 60 pieces

Base color	Print	Item No.
white	black	LI-SE7030
yellow	black	LI-SE7030GE

Seal label in bone shape

Format: 90 x 50 x 23 mm, Text according to specifications

Permanent adhesive (document film),

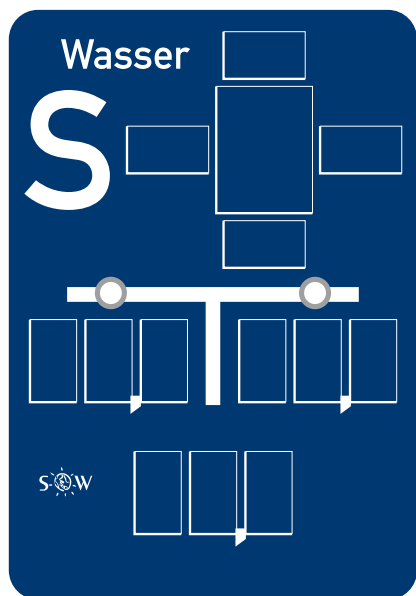
Labels on roll (3 label per row)

Minimum order quantity: 60 pieces

Base color	Print	Item No.
white	black	LI-SE9050
yellow	black	LI-SE9050GE


We print the labels according to your specifications and printing data!

Self-adhesive signs for valve group signs



Self-adhesive signs for distance indications
SKZ card with 12 fields, font size 25.0 mm

Numbers per card	Item No. blue/white
1x each digit 0-9 + 2x blank space	4067-20



Self-adhesive signs with dimension indications
SKZ card with 12 fields, font size 12.5 mm

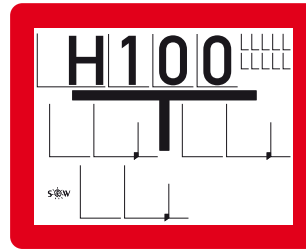
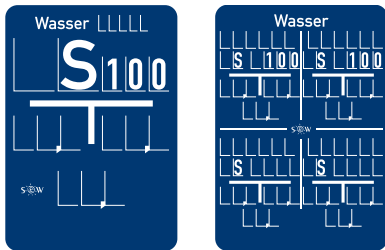
Dimension	Item No. blue/white
DN 80	4067-SG080
DN 100	4067-SG100
DN 125	4067-SG125
DN 150	4067-SG150
DN 200	4067-SG200
DN 250	4067-SG250
DN 300	4067-SG300
DN 400	4067-SG400
DN 600	4067-SG600

Self-adhesive signs with position symbols SKZ card with 12 fields, font size 40.0 mm

Illustration	Designation	Item No. blue/white
	Cross-through valve	4067-SG01
	Outlet valve	4067-SG02
	1 pass-through - 1 outlet valve	4067-SG03
	2 pass-through - 1 outlet valve	4067-SG04
	2 pass-through - 2 outlet valves	4067-SG05
	Pipeline T with 2 outlet valves	4067-SG06
	Pipeline outlet with 2 pass-through valves	4067-SG07
	Pipeline outlet with 1 pass-through - 1 outlet valve	4067-SG08
	1 pass-through - valve lengthwise	4067-SG09
	Pipeline outlet with 1 pass-through and 2 outlet valves	4067-SG10
	Air release valve Cross pipe	4067-SG11
	Pipeline T without valve at the bottom	4067-SG12
	Pipeline T without valve on the left	4067-SG13

Illustration	Designation	Item No. blue/white
	Bending line downwards/right	4067-SG14
	Bending line downwards/left	4067-SG15
	Pipeline intersection without valve	4067-SG16
	Pipeline intersection without connection	4067-SG17
	Pipeline intersection without connection	4067-SG18
	Ring line 1	4067-SG19
	Ring line 2	4067-SG20
	Hydrant	4067-SG21
	Hydrant with upstream valve	4067-SG22
	Air release valve Longitudinal line	4067-SG23
	Pipeline T with 1 pass-through - 1 outlet valve right	4067-SG24
	Pipeline T with 1 pass-through valve	4067-SG25
	Pipeline T with 1 pass-through - 1 outlet valve left	4067-SG26

Repair/Renovation of Weathered Information Signs



Foil Sign Water Valve Single according to DIN 4067 B


Foil Sign Hydrant, according to DIN 4066 A

Size: Width x Height in mm	Version	Item No.
140 x 200 mm	Foil Sign	4067B1-100F0
140 x 200 mm	Foil Sign	4067X4-100F0

Size: Width x Height in mm	Version	Item No.
250 x 200	Foil Sign	4066AH-100F0

Required self-adhesive signs:
left illustration Font size 25 mm (40 mm, 10 mm optional)
right illustration Font size 12,5 mm

Required self-adhesive signs:
Font size 40, 25 mm (10 mm optional)



Appropriate self-adhesive signs
see pages 33-37

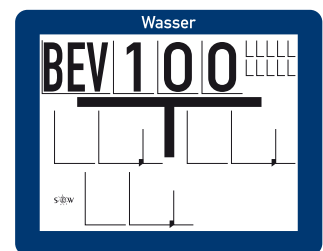
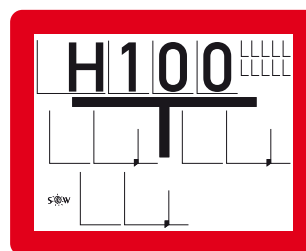
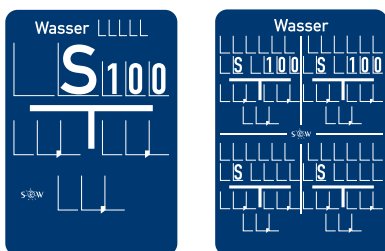
Repair frame for underground hydrants

consisting of 4 red reflective strips
for overlaying the edge

Size: Width x Height in mm	Version	Item No.
200/250 x 20 mm	Foil Type RA1	4066A-REP1

Renovation signs for overlaying aluminum or plastic signs

Our foil signs are mounted on a sturdy backing material and equipped with a specially developed and modified adhesive film designed for outdoor use.



Renovation sign for valves and quadruple unit valves


Renovation sign for underground hydrants and air vent valves

Size: Width x Height in mm	Version	Item No.
140 x 200 mm	Reflective film on self-adhesive backing material	4067B1-100S0
140 x 200 mm	Reflective film on self-adhesive backing material	4067X4-100S0

Size: Width x Height in mm	Version	Item No.
250 x 200 mm	Reflective film on self-adhesive backing material	4066AH-100S0
250 x 200 mm	Reflective film on self-adhesive backing material	4067BEV-100S0

Structure of the sign see page 6

Folders/sleeves for self-adhesive sign foil sheets



Storage folder DIN A5 for self-adhesive sign foil sheets

Color	Item No.
red (fire protection)	ORD-5-RT
blue (water)	ORD-5-BL
yellow (gas)	ORD-5-GE
green (wastewater)	ORD-5-GN
orange (long-distance heating)	ORD-5-OR

Clear sleeve DIN A5

with hole edge VPE 10 Stück

Color	Item No.
transparent	HUELLE-A5

Signage systainer and systainer for accessories

The new SignWorld® signage systainer

Signs – self-adhesive signs – fastening materials, everything is neatly stored and always at hand

The advantages of the SignWorld sign case


- Made of break-proof, indestructible special plastic (ABS)
- Equipped with sturdy eyelets for padlocks
- Precision-cut hard foam for a perfect fit
- Perfect storage for all work materials
- Clear inventory management
- 5 years warranty

The possibilities for equipping the pre-made compartments include: House connection signs, Hydrant signs and Valve signs

Example:

- 10x Hydrant signs
- 10x Single-valve signs
- 10x Double-valve signs
- 5x Triple-valve signs
- 5x Combined Hydrant-Valve signs
- 10x House connection signs, 20x Midi-/Mini-House connection signs
- 20x Identification discs
- 1x A5 binder including adhesive signs
- 1x Tube of Silk-80S
- 1x Mini Systainer for accessories (optional)

Designation	Item No.
SignWorld Sign System Mini-Systainer	KO-SYS-337
Mini-Systainer, empty, 71x265x171mm (HxWxD)	SYS-MINI-1
Compartment insert for SYS-MINI-1	SYS-MINI-1-RA
illustration above	
Systainer for accessories, empty, 130x396x296mm (HxWxD)	SYS-M137
Lid padding made of foam for SYS-M137	SYS-M-DP
Base padding made of honeycomb foam for SYS-M137	SYS-M-BPW



Fastening material, pipe posts, screw foundations



Fastening materials

Fastening clamps, -straps
Tools and more



Pipe posts

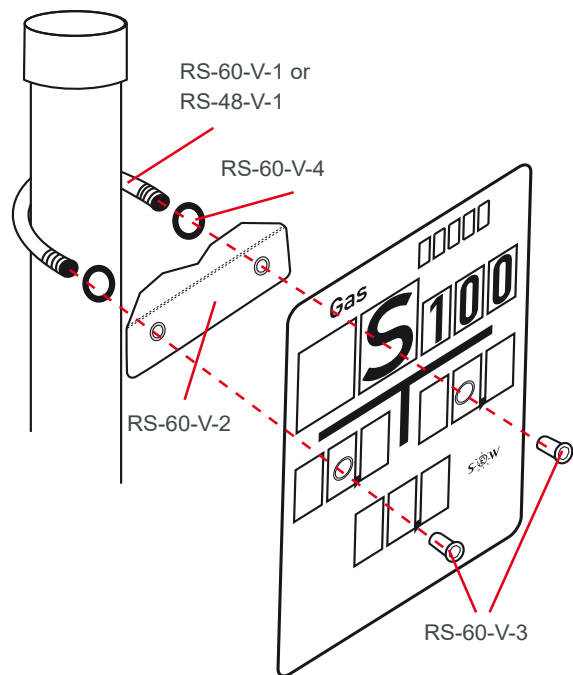
Pipe posts, screw channel posts,
Pipe extensions, connections,
Ground sleeves and accessories




Screw foundations

for pipes with \varnothing 48 mm and \varnothing 60 mm,
and accessories

Round bar attachment



Assembly Instructions for Round Clamp RS 60 V and RS 48 V



RS-60-V



RS-48-V

Countersunk Round Clamp, for Ø 60 mm, complete

with round bar, clamp saddle, countersunk nuts, and mounting rings

Designation	Item No.
Countersunk Round Clamp, Ø 60 mm, complete with round bar, clamp saddle, countersunk nut, and mounting ring	RS-60-V

Components:

Round bar sunk, V2A, Ø 60 x 68 x 5.25 mm, 2x thread M6 x 10 mm	RS-60-V-1
Clamp bracket (U-profile), aluminum, 15 x 31 x 98 mm, 2x Ø 7 mm, hole spacing 70 mm	RS-60-V-2
Countersunk nut, V2A, M6 x 11 mm, hexagon socket SW5	RS-60-V-3
Mounting ring, rubber, Ø 6 x 2.5 mm	RS-60-V-4

Countersunk Round Clamp, for Ø 48 mm, complete

with round bar, clamp saddle, countersunk nuts, and mounting rings

Designation	Item No.
Countersunk Round Clamp, Ø 48 mm, complete with round bar, clamp saddle, countersunk nut, and mounting ring	RS-48-V

Components:

Round bar sunk, V2A, Ø 48 x 56 x 5.25 mm, 2x thread M6 x 10 mm	RS-48-V-1
Clamp bracket (U-profile), aluminum, 15 x 31 x 98 mm, 2x Ø 7 mm, hole spacing 70 mm	RS-60-V-2
Countersunk nut, V2A, M6 x 11 mm, SW5	RS-60-V-3
Mounting ring, rubber, Ø 6 x 2.5 mm	RS-60-V-4

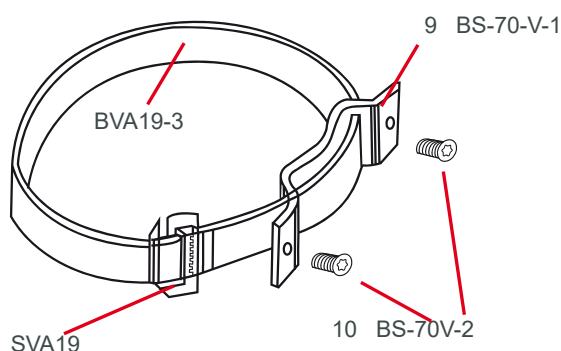
Designation	Item No.
Socket screwdriver for hexagon socket, SW 5 mm, blade length 125 mm	SW-014-SW5

Additional mounting aids on page 47!



Hose clamp mounting

Assembly of hose clamp BS-70-V



Order hose loops (SVA 19) and steel band (BVA 19-3) separately!



BS70V hose clamp complete made of V2A,
incl. 2 countersunk screws M5 x 10 mm
suitable for bands up to 19 mm width, from Ø 48 mm
(Delivery without band and loops)

Designation	Item No.
Countersunk hose clamp, from Ø 48 mm, complete, incl. band bracket and countersunk screws	BS-70-V

Components:

Band bracket V2A, dimensions 94 x 30 x 18 mm, 2x thread M5, hole spacing 70 mm	BS-70-V-1
Countersunk screw M5 x 10 mm, acc. to DIN 965, V2A, Torx TX 25, packaging unit 100 pieces	BS-70-V-2



Stainless steel worm drive clamp

16 mm wide (Band 16 x 0.7 mm), hexagonal width 8 mm

Packaging unit: 10 pieces

Ø **Exclusive at SignWorld®**

Clamping ranges	Item No.
Ø 45 – 80 mm	A16080
Ø 80 – 180 mm	A16180



Rubber band insert, EPDM,

for protecting sensitive surfaces, for steel bands and worm-drive clamps, pack of 30 meters

Width	Clamping ranges	Item No.
16 mm	Double-laced (wave), 16 x 4.5 mm	SBE16-3
19 mm	Triple-laced (wave), 20 x 4.5 mm	SBE19-3



Stainless steel worm drive clamp

16 mm wide (Band 16 x 0.7 mm), hexagonal width 8 mm

Packaging unit: 10 pieces

Clamping ranges	Item No.
Ø 32 – 67 mm	A16067
Ø 54 – 105 mm	A16105
Ø 102 – 156 mm	A16156
Ø 156 – 232 mm	A16232



Socket screwdriver SW 8

for worm drive hose clamps

Designation	Artikel-Nr.
Hex socket screwdriver, SW 8 mm Blade length 125 mm	SW-021-SW08

More assembly aids on page 47!

General fastening material



Tension band, V2A for every clamping range

Packaging unit 4 dispensers with 30 m each
(also available individually)


Inch	Dimensions	Item No.
3/8"	9,5 x 0,5 mm	BVA09-3
1/2"	12,7 x 0,7 mm	BVA13-3
5/8"	16,0 x 0,7 mm	BVA16-3
3/4"	19,0 x 0,7 mm	BVA-K19-3



Band loops, V2A

for tension bands
Packaging: 100 pieces

Inch	Dimensions	Item No.
3/8"	for 9.5 mm band, pack of 100	SVA09
1/2"	for 12.7 mm band, pack of 100	SVA13
5/8"	for 16.0 mm band, pack of 100	SVA16
3/4"	for 19.0 mm band, pack of 100	SVA19



Continuous worm screw band,

for every clamping range
Packaging: 1 roll of 30 m

Designation	Item No.
Endless worm gear band, 14 x 0.7 mm	A213



Screw housing 14 mm

for endless screw band
Pack of 50 pieces

Designation	Item No.
Screw housing for 14 mm band width	A211



Turnbuckle, galvanized steel,

for tensioning straps, no tensioning device required
Package of 100 pieces

Designation	Item No.
Turnbuckle, 19 x 0.7 mm	SPS 19

Screw loops, V2A

for tension bands
Pack of 25 pieces

Inch	Dimensions	Item No.
1/2"	for 12.7 mm band.	SRS 13
3/4"	for 19.0 mm band	SRS 19



Wooden folding ruler (yardstick), with diameter scale up to Ø 33 cm

2 m, white, dimensions: 24 x 3.4 x 1.6 cm (WxHxD)
Unit of measurement: mm / cm, diameter additionally in inches


Designation	Item No.
Folding ruler, 2 m, quantity per package: 1 piece	SW007



Silicone adhesive

For fastening connection markers and mini- and mid-house connection signs (XS and XXS)

Content	Item No.
Silicone glue, tube of 80 ml	SILK80S
Silicone adhesive, cartridge of 310 ml	SILK310
Assembly adhesive, cartridge of 290 ml	MONT310




Fastening components

Package quantity: 100 pcs.

Designation		Item No.
Wall plugs F5	Ø 5 x 25 mm	MD 05
Wall plugs F6	Ø 6 x 30 mm	MD 06
Senkkopfschraube, V2A, Torx-Antrieb	Ø 4 x 30 mm Ø 5 x 40 mm	SP 430TX SP 540TX

Tools for sign fixation



Installation aids

Designation	ill.	Item No.
Hex key screwdriver, Hexagon socket size: 5 mm, Blade length: 125 mm, Quantity: 1 piece	1	SW-014-SW5
Hex key screwdriver for internal TX 25, Hexagon socket size: 5 mm, Blade length: 125 mm, Quantity: 1 piece	2	SW-011-TX25
TX25 bit, 1/4", Hex drive: 5 mm, Quantity: 1 piece	3	SW-013-TX25BT
Socket wrench for hexagon socket, hexagon socket size: 8 mm, Blade length: 125 mm, Quantity: 1 piece	4	SW-021-SW08



Tensioning tool

For tensioning smooth steel bands with band loops

Designation	Item No.
The tensioning tool is made of forged and tempered special steel. The tensioning screw is hardened and ball-bearing mounted. All parts are galvanized and equipped with roller handles for convenient handling as standard.	SW001
Spare parts available on request.	

Pipe Clamp Mounting



Pipe posts, steel hot-dip galvanized

including ground anchor and pipe closure cap

Length	48.3 mm Pipe Diameter	60.3 mm Pipe Diameter
in mm	Wall Thickness 2.0 mm	Wall Thickness 2.0 mm
1000	P-S010	P-S110
1500	P-S015	P-S115
2000	P-S020	P-S120
2500	P-S025	P-S125
3000	P-S030	P-S130



Pipe posts, aluminum

including ground anchor and pipe closure cap

Length	48.3 mm Pipe Diameter	60.3 mm Pipe Diameter
in mm	Wall Thickness 2.0 mm	Wall Thickness 2.5 mm
1000	P-A010	P-A110
1500	P-A015	P-A115
2000	P-A020	P-A120
2500	P-A025	P-A125
3000	P-A030	P-A130

Pipe posts are also available in other dimensions upon request!
Powder-coated posts see page 49.



Screw channel posts

made of aluminum, pipe diameter 48.0 mm, wall thickness 2.0 mm, with 2 screw channels

Length in mm	Item No.
1500	PS-015
2000	PS-020
2500	PS-025

Accessories

Sliding nut for screw channel post, plastic/steel, M5, pack of 100 pieces	SM5-K
Screw for sliding nut, V2A, M5x16, TX25, pack of 100 pieces	LS-516
Sheet metal screw for screw channel, V2A, Ø 5.5x16, TX25 (no illustration), pack of 100 pieces	LBS-5516



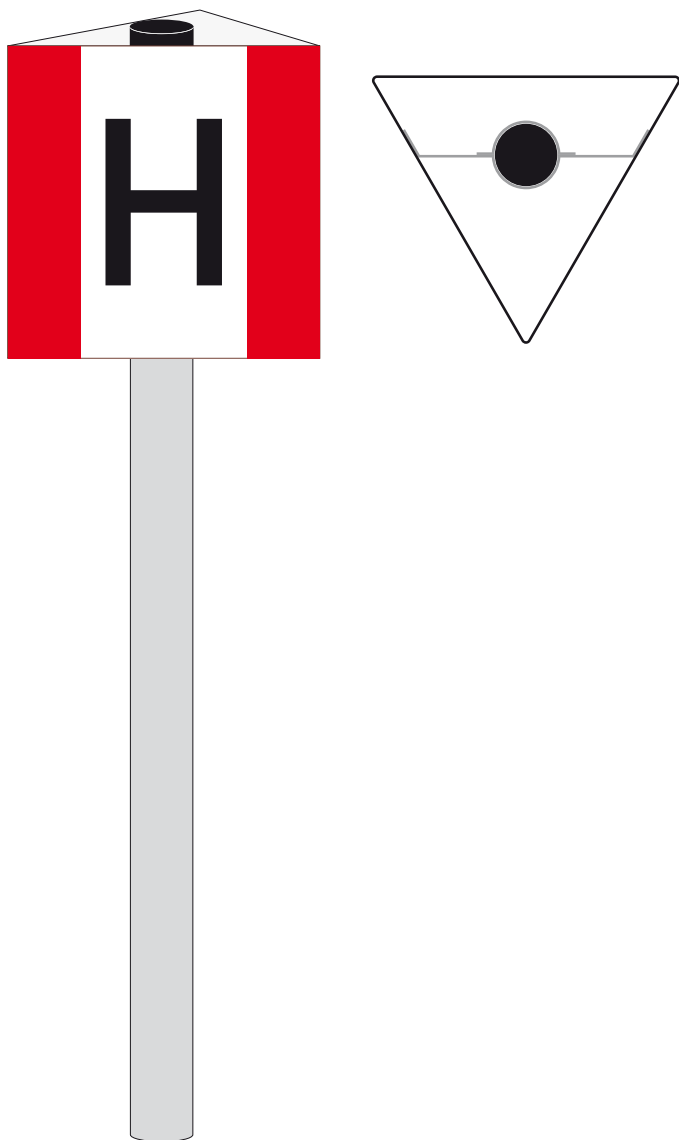
Pipe post accessories

Pipe end caps Ø 48, 60, 76, and 100 mm, Steel ground anchors

Description	Dimensions	Item No.
Pipe end cap, for slipping over, made of plastic, black, pack of 10 pieces	Ø 48 mm	KKA-048-10
	Ø 60 mm	KKA-060-10
	Ø 76 mm	KKA-076-10
	Ø 100 mm	KKA-100-10

Ground anchor made of steel	Ø 10 x 200 mm	EA-10220
-----------------------------	---------------	----------

Prism sign for hydrants / marking posts



Prism sign for hydrants

They support quick orientation in emergencies.

Mark your fire protection facilities and enhance safety. Prism signs indicate a hydrant or facilities that are important for behavior in case of fire.

Prism signs are used for marking underground or above-ground hydrants, allowing them to be easily found even during higher snow accumulation or drifts. The prism signs are mounted on a post using our special bracket.

Marker posts

Our range also includes white powder-coated marker posts made of aluminum or steel in various diameters and lengths. The marker posts are equipped with 3 red reflective rings.

Sign posts

We also supply powder-coated sign posts made of aluminum or steel in diameters ranging from Ø 48 to Ø 100 mm and various lengths. The sign posts are coated according to your specifications and are available in many standard RAL colors - contact us for details.



Post extensions and ground sleeves



Connector for post extension

without screws, high pressure due to wedge effect

for post-Ø with wall thickness	Ø 60 mm		Ø 76 mm	
	2,0 mm	2,9 mm	2,0 mm	2,9 mm
Required connection:				
Diameter	Ø 54 mm	Ø 54 mm	Ø 70 mm	Ø 70 mm
Wall thickness	WS 2,6 mm	WS 2,6 mm	WS 2,6 mm	WS 2,6 mm
Short version: 160 mm	L60202	L60302	L76202	L76302
Long version: 300 mm	L60205	L60305	L76205	L76305



Pipe extension

Made of hot-dip galvanized steel pipe (with welded insert)

Diameter Wall thickness	Ø 48 mm	Ø 60 mm		Ø 76 mm	
	2,9 mm	2,0 mm	2,9 mm	2,0 mm	2,9 mm
Length: 250 mm	R48302	R60202	R60302	R76202	R76302
Length: 500 mm	R48305	R60205	R60305	R76205	R76305
Length: 750 mm	R48307	R60207	R60307	R76207	R76307
Length: 1000 mm	R48301	R60201	R60301	R76201	R76301



Ground sleeve, galvanized steel

with clamping wedge, for flush installation

for Post- Ø	Dimensions	Item No.
48 mm	200 mm	BH2104
	300 mm	BH3104
60 mm	300 mm	BH3106
	500 mm	BH5106
76 mm	300 mm	BH3107
	500 mm	BH5107



Ground sleeve, gray cast iron

with thread and clamping ring

for Post- Ø	Dimensions	Item No.
60 mm	300 mm	BH3006
	500 mm	BH5006
76 mm	300 mm	BH3007
	500 mm	BH5007

Screw foundations



Screw foundation Profistar, for pipe - Ø 60 mm,

with eccentric set or special granules 1500g

ideal for:

Version	Length	Pipe inner Ø	Item No.
Eccentric	550 mm	81 mm	KSF24055-KPL
	800 mm	81 mm	KSF24080-KPL
	1000 mm	81 mm	KSF24100-KPL
Granulate	550 mm	81 mm	KSF24055-G
	800 mm	81 mm	KSF24080-G
	1000 mm	81 mm	KSF24100-G



Screw foundation Standard, for pipe - Ø 48 mm

with special granulate 500g

ideal for:

for Post -Ø	Length	Pipe inner Ø	Item No.
48 mm	650 mm	62 mm	KSF20065-G



Screw foundation G4 for pipe - Ø 60/76 mm

with 4 threaded pins M12x30 mm

ideal for:

for Post -Ø	Length	Pipe inner Ø	Item No.
60 mm	800 mm	72 mm	KSF-G4-76800S
76 mm	800 mm	81 mm	KSF-G4-90800S



Screw foundation G3 for pipe - Ø 48 mm

with 3 threaded pins M8x16 mm

ideal for:

for Post -Ø	Length	Pipe inner Ø	Item No.
48 mm	650 mm	62 mm	KSF-G3-66650S

Screw foundations are also available in other diameters and lengths. We are happy to advise you.

Accessories for Ø 60/76 mm

ill.	Designation	Item No.
	Long screw-in rod, steel galvanized, 1200 mm	KSF24805
	Special granulate 1500g	KSF21824
	Screws M12x30 mm, stainless steel, set of 4 pieces	KSF1230-4
	Complete eccentric set	KSF24817
	Libelle A60 spirit level for adjusting the eccentric	KSF24803
	Angle spirit level	WW-538
	Cover sleeve, inner Ø 60 mm, 290 mm	KSF22803

Accessories for Ø 48 mm

ill.	Designation	Item No.
	Short screw-in rod, galvanized steel, 500 mm	KSF20070
	Special granulate 500g	KSF21823
	Screws M8x16 mm, stainless steel, set of 3 pieces	KSF816-3
	Angle spirit level	WW-538
	Cover sleeve, inner Ø 60 mm, 290 mm	KSF22803

Traffic signs and Water protection area signs

Technical Equipment, Foldable signals



Traffic signs

Water protection area signs
Excerpt from the traffic sign catalog,
Fastening clamps



Technical equipment

Manhole cover lifter
Cap hammer with and without magnet
Telescopic hydrant key
Road cap cleaner



Folding signals

VZ 101, VZ 123,
ASR P002, P003
700 or 900 mm
day-glow or reflective




Water Protection Area
according to Road Traffic Regulations
Aluminum 2 mm, RA1 foil

Size: Width x Height in mm	Item No.
630 x 420	VZ 354-1
900 x 600	VZ 354-2



Information sign
Water Protection Area
Aluminum 2 mm, RA1 foil

Size: Width x Height in mm	Item No.
420 x 315	WSG-10800
630 x 420	WSG-10801



Information sign
Potable Water Protection Area
Aluminum 2 mm, RA1 foil

Size: Width x Height in mm	Item No.
420 x 315	WSG-10900
630 x 420	WSG-10901
630 x 420 mm	WSG-10191-E



Additional Sign:
Water Supply Facility
Aluminum 2 mm, RA1 foil

Size: Width x Height in mm	Item No.
231 x 420	WSG-11500
330 x 600	WSG-11501



Additional Sign:
Water Management Facility
Aluminum 2 mm, RA1 foil

Size: Width x Height in mm	Item No.
231 x 420	WSG-11400
330 x 600	WSG-11401



Traffic Signs
according to StVO
Aluminum 2 mm, RA1 foil

Size: Width x Height in mm	Item No.
Ø 600	VZ 261-2
Ø 750	VZ 261-3



Additional sign
„Beginning“
Aluminum 2 mm, RA1 foil

Size: Width x Height in mm	Item No.
231 x 420	VZ 2935-30-1
330 x 600	VZ 2935-30-2

**changed
Item No.**



Additional sign
according to StVO „End“
Aluminum 2 mm, RA1 foil

Size: Width x Height in mm	Item No.
231 x 420	VZ 1012-31-1
330 x 600	VZ 1012-31-2



Traffic signs
according to StVO
Aluminum 2 mm, RA1 foil

Size: Width x Height in mm	Item No.
Ø 600	VZ 269-2
Ø 750	VZ 269-3



Supplementary sign
according to StVO „2 km“
Aluminum 2 mm, RA1 foil

Size: Width x Height in mm	Item No.
231 x 420	VZ 1004-31-1
330 x 600	VZ 1004-31-2



Supplementary sign
according to StVO „100 m“
Aluminum 2 mm, RA1 foil

Size: Width x Height in mm	Item No.
231 x 420	VZ 1004-30-1
330 x 600	VZ 1004-30-2



Supplementary sign
according to StVO „↑800↑“
Aluminum 2 mm, RA1 foil

Size: Width x Height in mm	Item No.
231 x 420	VZ 1001-30-1
330 x 600	VZ 1001-30-2

Mountingclamps

Pipe and strap clamps (traffic sign clamps)

- made of aluminum
- galvanized steel
- stainless steel



Pipe clamps for traffic signs or fire hydrants

Post Ø	Hole spacing	Item No.
60 mm	70 mm	R-R107
60 mm	350 mm	R-R135
76 mm	70 mm	R-R307
76 mm	350 mm	R-R335

Band clamps for traffic signs or fire hydrants

Post Ø	Hole spacing	Item No.
all Ø	70 mm	R-B107
all Ø	350 mm	R-B135

other Ø or hole spacings available on request.

CAPHAMMER

Cap hammer for opening road and hydrant caps made of steel and cast iron.

- Forged, break-resistant tip made of high-quality steel
- With slip-resistant handle



Cap hammer KH500
Short version, without magnet

Total length	315 mm
Total weight	820 g
Item No.	PL-KH500



Cap hammer KH250M
long version, with PowerMagnet 250 kg

Total length	815 mm
Total weight	1500 g
Lifting capacity	250 kg
Item no.	PL-KH250M

TELESCOPE HYDRANT WRENCH

Dismantlable and extendable

- Back-friendly work
- Maintenance-free, high-quality stainless steel design
- Optimal leverage thanks to extendable handle
- Space-saving dismantlable and storable due to detachable handle

HYDRAKEY

HK-80125



HYDRAKEY NL

HK-NL...



- High-quality design, maintenance-free
- Made of stainless steel 1.4301/AISI304
- Adjustable length from 870 - 1350 mm
- Optimal leverage thanks to extendable handles
- Includes 2 adapters/sleeves
 - For hydrants and valves (DIN 3223 C)
 - House connection fittings (DIN 3223 E)
- Space-saving dismantlable and storable thanks to detachable handle/ratchet

HydraKey

Telescopic hydrant wrench, adjustable length, with extendable handle, disassemblable, made of V2A.

HydraKey NL

Telescopic hydrant wrench, adjustable length, with extendable handle, disassemblable, made of V2A.

Designation	Item No.
Adjustable from 800 to 1250 mm, including 1 socket each for hydrants/valves and house connections according to DIN 3223 C 1 and DIN 3223 E respectively.	HK-80125
Adjustable from 1260 to 2200 mm, including a joint adapter for hydrants/valves according to DIN 3223 C.	HK-126220

Designation	Item No.
Ratchet reversible, 900 mm	HK-NL020
Rod adjustable from 870 to 1350 mm	HK-NL015
Adapter socket for valve/hydrant according to DIN 3233 C	HK-NL060
Adapter socket for connection valve according to DIN 3233 E.	HK-NL070



Available as an option: (not for NL version)

Designation	Item No.
Extension 750 mm (without illustration)	HK-V750
Joint adapter for hydrant (DIN 3223 C)	HK-GA33
Adapter for tapping fittings	HK-A6026
Adapter for hydrants and valves	HK-A6025
Adapter for square "Thyssengas"	HK-ATG

HYDRACLEANER

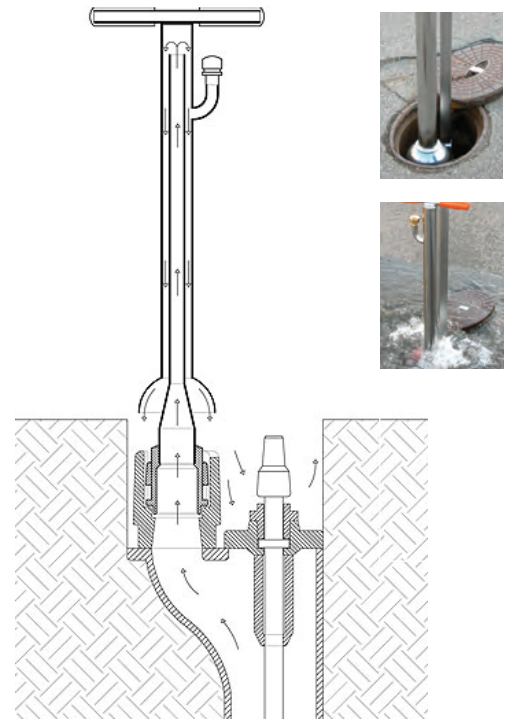
Street cap cleaner for underground hydrants

Suitable for cleaning underground hydrant caps according to DIN 4055 and for all drinking water and fire water pipelines with a maximum operating pressure of 16 bar. Connection is made via claw coupling DN 80 according to DIN 14365 for all underground hydrants according to DIN EN14339.

- Fast and thorough cleaning by distributing the water
- in the stainless steel bell
- Dirt and even small stones are simply flushed out
- The pipe vent prevents independent suction and backflow
- of dirty water in case of negative pressure in the pipeline



Abb. ähnlich



HydraCleaner

Cleaning time	max. 20 seconds
Material	Stainless steel
Weight	approx. 3.8 kg
Warranty	2 years
Item No.	HC-80

Foldable signs - Quick roadside safety

With foldable signs, disaster areas, as well as construction and accident sites, can be quickly and effectively secured.

Various prints indicate the type of hazard.

This allows road users to adjust their behavior to the situation accordingly.



The optional additional weight of 2 kg ensures a stable position even in strong winds or adverse weather conditions.





Folding sign,
VZ 101 (dangerous spot)

Size	Execution	Item No.
700 mm	Day-glow	333570- .. (Append text number)
	Reflective	333571- .. “
900 mm	Day-glow	333590- .. “
	Reflective	333591- .. “
Accessory		
Additional weight, grey, 2 kg		333500- .. “



Folding sign,
VZ 123 (construction site)

Size	Execution	Item No.
700 mm	Day-glow	333572- .. (Append text number)
	Reflective	333573- .. “
900 mm	Day-glow	333592- .. “
	Reflective	333593- .. “
Accessory		
Additional weight, grey, 2 kg		333500- .. “



Folding sign,
P002 (no smoking)

Size	Execution	Item No.
700 mm	Day-glow	333574- .. (Append text number)
	Reflective	333575- .. “
900 mm	Day-glow	333594- .. “
	Reflective	333595- .. “
Accessory		
Additional weight, grey, 2 kg		333500- .. “



Folding sign,
P006 (no unauthorized access)

Size	Execution	Item No.
700 mm	Day-glow	333576- .. (Append text number)
	Reflective	333577- .. “
900 mm	Day-glow	333596- .. “
	Reflective	333597- .. “
Accessory		
Additional weight, grey, 2 kg		333500- .. “

Version „Day-glow“:

Material: White PVC-coated plastic fabric
Print: Black and fluorescent red

Version „Reflective“:

Material: Reflective plastic fabric
Print: Black and red stain paint

Possible texts


Text No.	Description
-01	Water pipe burst
-02	Waterworks
-03	Works on water pipes
-04	Pipeline flushing
-05	Pressure testing
-06	Leak detection
-40	Municipal utilities
-41	Community utilities
-50	Gas works

Text No.	Description
-51	Works on gas pipes
-70	Sewer works
-71	Open shaft
-72	Flood
-73	Road works
-74	Marking
-75	Mowing works
-76	Tree felling
-77	Tree pruning

Text No.	Description
-80	Oil spill
-81	Oil accident
-92	Roof works
-00	Without text
-99	Special texts*
-3S	3 sides with different texts*

* Please submit desired texts in writing!

Special signs/custom-made signs



Information sign raw water

Size: W x H in mm	Design
140 x 200 mm	embossed

Required self-adhesive signs:
Font size 25 mm (10 mm optional)



Information sign according to customer requirements

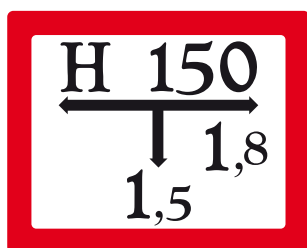
Size: W x H in mm	Design
250 x 200 mm	smooth



Information sign KKS measuring point

Size: W x H in mm	Design
140 x 200 mm	smooth

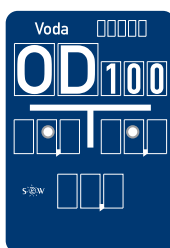
Required self-adhesive signs:
Font size 12.5 mm



Antique hydrant sign

Size: W x H in mm	Design
250 x 200 mm	smooth

Required self-adhesive signs:
Font size 25 mm (10 mm optional)



Information sign Voda

Size: W x H in mm	Design
140 x 200 mm	smooth


Required self-adhesive signs:
Font size 25 mm (10 mm optional)



Water pipeline sign

Size: W x H in mm	Design
250 x 200 mm	smooth

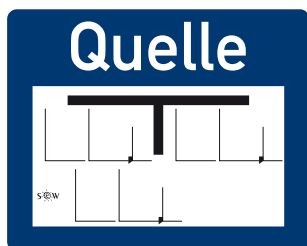
Required self-adhesive signs:
Font size 25 mm (10 mm optional)



Sewer sign

Size: W x H in mm	Design
140 x 200 mm	embossed


Required self-adhesive signs:
Font size 25 mm (10 mm optional)



Spring sign

Size: W x H in mm	Design
250 x 200 mm	smooth

Required self-adhesive signs:
Font size 40 mm and 25 mm



Information sign KKS

Size: W x H in mm	Design
140 x 200 mm	embossed

Required self-adhesive signs:
Font size 25 mm (10 mm optional)



Order Inquiry

Authority / Company	_____	Customer No.	_____
First Name	_____	Telephone	_____
Last Name	_____	Fax/Email	_____
Street/Number	_____	Order Number:	_____
Postal Code/City	_____	Commission	_____

Pos.	Item No.:	Size	Design			Hole			SKZ		Quantity	Remark
			embossed	smooth	foil	countersunk	DIN 4-hole	vertical	sheet	card		
1												
2												
3												
4												
5												
6												
7												
8												
9												
10												
11												
12												
13												
14												
15												
16												
17												
18												
19												
20												

Other/Comment:

Location/Date: _____ Stamp/Signature _____



signworld.de/shop

2024-04



Heinrich-Weber-Straße 25
97717 Euerdorf

Service-Hotline: 09704 60199-0
mail: verkauf@signworld.de